



कार्यालय, नगर पालिक निगम, कोरबा (छ.ग.)

मुख्य कार्यालय – साकेत भवन, आई.टी.आई. चौक, कोरबा (छ.ग.)

मु.का. दूरभाष : 221288, 222672, फ़ैक्स : 07759-221929, पो. बॉक्स नं.-12 पिन कोड – 495677

Website : www.korbamunicipal.in, Email : kosabadizone3@gmail.com

फा.क./8296/निर्माण /2018

कोरबा, दिनांक 07.01.2019

सिस्टम निविदा क 48227


ई-निविदा आमंत्रण सूचना

नगर पालिक निगम कोरबा द्वारा शासकीय अर्द्धशासकीय विभागों में कार्यरत व्यवसाय से संबंधित अधिकृत विक्रेता/फर्मों/प्रदायकर्ताओं से (निविदा खुलने के दिनांक तक समस्त संशोधनों के साथ) शेड्यूल अनुसार आयटम दरों पर निविदाएं आमंत्रित की जाती हैं :-

क	कार्य का नाम	प्राक्कलन राशि में	कार्यावधि	अमानत राशि	निविदा खुलने की तिथि
1.	वार्ड क 38 बालको नगर सेक्टर 03 के उद्यान में आउटडोर जिम सामग्री का प्रदाय एवं स्थापना कार्य	7,00,000/-	02 माह	5,500/-	31.01.2019 से ..

शर्तें :-

- जिन अधिकृत विक्रेता/ फर्मों /प्रदायकर्ताओं द्वारा नगर पालिक निगम (साडा) के किसी ठेके के कार्य में अनुबंध के अनुरूप कार्य ना किया गया हो अथवा नगर पालिक निगम (साडा) के हित के विरुद्ध कार्य किया गया हो उन्हें निविदा भरने की पात्रता नहीं होगी।
- निविदा प्राप्त करने हेतु इच्छुक अधिकृत विक्रेता/ फर्मों /प्रदायकर्ताओं को आवेदन के साथ उचित वर्ग में पंजीयन की प्रमाणित प्रतिलिपि यदि साझेदारी फर्म हो तो उसका प्रमाण पत्र (पार्टनीशीप डीड) की सत्य प्रतिलिपि, पूर्व में इस प्रकार की किए गए कार्यों की प्रमाणित सूची, उपलब्ध तकनीकी अमले की जानकारी पिछले वित्तीय वर्ष का आय प्रमाण पत्र/पेन नम्बर पत्र एवं जी.एस.टी. का पंजीयन प्रमाण पत्र एवं धरोहर राशि प्रस्तुत करना होगा।
- निविदा प्रपत्र उन्ही अधिकृत विक्रेता/ फर्मों /प्रदायकर्ताओं को दिया जायेगा जिन्हे इस प्रकार के कार्यों का अनुभव हो।
- निविदा अहस्तांतरणीय होगा एवं सशर्त निविदाओं पर विचार नहीं किया जावेगा।
- निविदाकार संबंधित ओपन जिम सामग्री के आई.एस.ओ. प्रमाणित सर्टिफिकेट होना आवश्यक है।
- निविदाकारों को निविदा भरने हेतु जिम सामग्री निर्माताओं से आयटम एवं केटलॉक एवं स्पेशिफिकेशन,आयकर निटर्न,पेन नम्बर एवं ओपन जिम से संबंधित कार्य का अनुभव प्रमाण पत्र एवं खरीदी आदेश (पर्वेस आर्डर) की प्रति प्रस्तुत करना अनिवार्य होगा, अन्यथा निविदा भरने की पात्रता नहीं होगी।
- निविदाकारों को आउट डोर जिम सामग्री लागत के 80 प्रतिशत सिंगल प्रदाय आदेश या 60 प्रतिशत के 02 प्रदाय आदेश की प्रति संलग्न करना अनिवार्य होगा।
- निविदाकारों को निविदा प्रपत्र भरने हेतु अधिकृत विक्रेता/फर्मों/प्रदायकर्ताओं का डीलरशीप/आयटम एवं जिम सामग्री संबंधित अनुभव प्रमाण पत्र प्रस्तुत करना अनिवार्य होगा, अन्यथा निविदा भरने की पात्रता नहीं होगी।
- निविदा के संबंध में किसी प्रकार की विवाद होने की स्थिति में आयुक्त का निर्णय अंतिम एवं सर्वमान्य होगा।
- निविदा स्वीकृत करने अथवा अस्वीकृत करने का अधिकार नगर पालिक निगम के पास सुरक्षित रहेगा।


अधीक्षक अभियन्ता
नगर पालिक निगम
कोरबा (छत्तीसगढ़)

Date-Time Detail(s)

Seq. No.	Nagar Nigam Stage	Contractor Stage	Start		Expiry		Remarks
			Date	Time	Date	Time	
1	Release Tender		07.01.19	13.00	07.01.19	13.30	Release Tender
2		Bid Submission	07.01.19	13.30	30.01.19	17.30	
3	Tender Open		31.01.19	10.30	--	--	


A SUPERINTENDING ENGINEER
KORBA (CG)
For, Commissioner Korba (C.G.)

OFFICE OF THE MUNICIPAL CORPORATION, KORBA (C.G.)

Abstract

Sub. :- Supply Fixing & Installation of Outdoor Gym at Sector 03 Garden Balconagar Ward No.-38

S. No.	Item Description	Qty.	Unit	Rate	Amount
	<p>LEG PRESS (Double User)</p> <p><u>MACHINE PART DESCIPRION OF THE LEG PRESS</u></p> <p>a) MOUNTING PLATE</p> <p>b) CENTER PILLAR</p> <p>c) CAP</p> <p>d) JOINT SUPPORTER</p> <p>e) L SHAPED PIPE</p> <p>f) HORIZONTALLY TILTED L SHAPED PIPES</p> <p>g) SEAT</p> <p>h) BACK SEAT</p> <p>i) FOOT TEST</p> <p>j) FOOT REST SUPPORT PIPE</p> <p>k) FOOT REST JOINTER</p> <p>1 Acircular mounting plate which has diameter 233 mm and thickness 8mm it has 4 holes at 90 degrees which P.C.D. IS 8mm the diameter of the hole is 20mm</p> <p>2 On these circular mounting plate a center pillar is welded diameter of the center pillar is 114mm and height is 1388mm</p> <p>3 Cap is fixed on the top of the center pillar with rivets.</p> <p>4 On both sides of the center pillar two joint supports are welded.</p> <p>5 With the help of pin bearings L shaped pipe are joined to the joint supporter L shaped has 3 parts First Part Short straight length second curved lengthand third long straight length from short straight length Lshaped pipe is connected to the jount supporter with the help of pin bearing which does not wear and tear easily.</p> <p>6 Horizontallly tilted L shaped pipe have 3 part First long horizontal straight length (675mm) second curved length (150mm) and third a short straight length (345mm) bending at 10 degrees angle long length of vertically L shaped pipe is welded to horizontally tolted L shaped pipe at a distance of 180mm from the center pillar.</p> <p>7 Screw tightened seat are there on the long length of the horizontally tilted L shaped pipe these seat can be of plastic or steel.</p> <p>8 On the short length of the horizontally tilted pipe back seat are tightly screwed.</p> <p>9 Two foot rests are fixed with screw on foot rest jointers on either side of the center pillar.</p> <p>10 Foot rest jointer are welded on 2 straight foot rest support pipe Foot rest jointer are welded on the center pillar These foot rest is of plastic.</p> <p>Note: All the movable jionts have a PIN BEARING in between tightned with the Allen bolt polydrive head bolt having plastic caps on the ends Since plastic caps are fixed on the ends the bolt can't be opened until they will be broken.</p>	2	Pcs	52100.00	104200.00

SKY WALKER (Double User)

MACHINE PART DESCIPRION OF SKY WALKER

- b) FOUNDATION RECTANGULAR PIPE
- c) FOUNDATION CONNECTOR
- d) STANDING RECTANGULAR PIPE NO.1
- e) STANDING RECTANGULAR PIPE NO.2
- f) CYLINDER PIPE
- g) PENDULAM BAR BIG
- h) PENDULAM BAR SMALL
- i) BRIDGE RECTANGULAR PIPE
- j) BRACKET
- k) STANDING PAD
- l) BUSH
- m) HOLDING PIPES
- n) GRIPERS

- 1 There are two foundation recangular pipes of length 556mm bredth 79mm and height 40mm.
- 2 These 2 foundation rectangular pipes are connected with foundation connector of length 760mm breadth 80mm and height 40mm foundation connector is welded to both foundation rectangular pipe through the middle of the same pipes.
- 3 Standing rectangular pipe no.1 of length 930 diameter 89mm is welded to one of the foundation rectanular pipes top through the center.
- 4 Standing rectangular pipe no. 02 of length 745mm diameter 89mm is welded to another foundation rectangular pipes top through the center.
- 5 Cylindrical pipes are welded on the top and center of the both standing pipes diameter of cylindrical pipe is 60mm and length is of 457 mm.
- 6 On the both ends of cylindercal pipes 2 pendulum bar big and pendulam bar small are suspended through pin bearing connection these pendulum bars can swing in forward and backward notion length of big pendulum bar is 770mm and length of small pendulum bar is 515mm gaps between the 2 pin bearing is 338mm these pendulum bars are welded to the bush.
- 7 Free ends of the big pendulum bars and small pendulum bars are welded with bushes these walded bushes are itted in the brackets.
- 8 bridge rectangular pipe of length 920mm breadth 40 and height 60mm is connectedbetween one big pendulum and small pendulum bar of same side.
- 9 Brackets are welded on the both sides of the bridge rectangularpipe for connection of big pendulum bar and small pendulum bar with steel screws.
- 10 In the middle of the bridge rectangular pipe standing pads (foot rest) are attachde with steel screw standing pads may be plastic or of metal.

2

Pcs

65100.00

130200.00

AIR WALKER (Single User)

MACHINE PART DESCIPRION OF AIR WALKER

- MOUNTING PLATE
- CENTER PILLAR

TRAPEZIUM SHAPED PIPE

- d) CAP
- e) HOLDING PIPE
- f) HINGE SUPPORTER
- g) OBTUSE L SHAPED PIPE
- h) RECTANGULAR PIPE
- i) STANDING PAD
- j) TRINGULAR HINGE SUPPORTER

- 1 Acircular mounting plate of diameter 233 mm and thickness 8mm it has 4 holes at 90 degrees which P.C.D. 170mm hole diameter is 20mm
 - 2 On circular mounting plate a center pillar is welded diameter of the center pillar is 114mm and height is 223mm
 - 3 Trapezium shaped pipe is welded to the center pillar from the middle at the base trapexium shaped pipe upper portion is open with two branches.
 - 4 Cap is on the two branches of upper portion/top of the branches are 925mm wide and length of each branch is 885mm at the base of the branches the gap is 925mm with a radius bend 235mm.
 - 5 Openend of trapezium shaped pipe is welded with a holding pipe holding pipe has a straight length of 810mm and a 90 degrees radius on both sides then a small straight length of 246mm through the small straight length holding pipe is welded to trapezium shapes pipe holding pipe is welded at an angle of 40 degrees to the open ends of trapezium shaped pipe height of joint is 1212mm.
 - 6 Hinge support of length 126mm is welded on the branches of trapezium shaped pipe at a height of 1117mm from the base.
 - 7 2 Obtuse L shaped pipes are connected to the hinge supporter by the bushes. Bushes are welded at the upper portion of the obtuse L Shaped pipe lower portion of obtuse L shaped pipe is welded with rectangular pipe of length 705mm radius 124mm and short length 137mm.
 - 8 On rectangular pipe standing pad are tightly screwed standing pad (foot rest) is of plastic
 - 9 Tringular hinge supporter are welded to the hinge supporter to provide better strength.
- Note: All the movable jionts have a PIN BEARING in between tightned with the Allen bolt polydrive head bolt having plastic caps on the ends Since plastic caps are fixed on the ends the bolt can't be opened until they will be broken.

1 Pcs 48500.00 48500.00

SURF BOARD 2 (Single User)

MACHINE PART DESCIPRION OF SURF BOARD

- a) MOUNTING PLATE
- b) CENTER PILLAR
- c) CAP
- d) ARM HOLDING PIPE
- e) ARM HOLDER AND SUPPORTER
- f) ARMS
- g) PENDULUM PIPE HOLDER
- h) PENDULUM PIPE

SQUARE PIPE
STANDING PAD

- 1 A circular mounting plate of diameter 233 mm and thickness 8mm it has 4 holes at 90 degrees which P.C.D. 170mm hole diameter is 20mm
- 2 On circular mounting plate a center pillar is welded diameter of the center pillar is 144mm and height is 1345mm
- 3 Cap is fixed on the top of the center pillar with rivets.
- 4 2 horizontal arm holding pipes of length 992 mm are welded on both sides of center pillar at a height of 1222mm from the mounting plate.
- 5 2 Bending arm holder and supporters are welded on the both sides of center pillar at a height of 1355mm from the mounting plate.
- 6 2 arm are connected to the both arm holding pipes and arm holder/supporter through welding length of arms are 814mm.
- 7 2 pipe pendulum holders are welded on the sides of center pillar by perpendicular to the arm holding pipe the height of the pendulum pipe is 1121mm from the base of mounting plate.
- 8 Pendulum pipe is fitted in to the pendulum pipe holder with a self greasing high quality bearing pendulum pipe is movable and swing side ways length of pendulum pipe is 863mm.
- 9 Pendulum pipe is suspended at an angle of 3 degrees at the base of free end of the pendulum pipe is welded to the square pipe at a distance of 5mm from the starting point.
- 10 Standing pads are tightly screwed with steel screw to the square pipe standing pad may be of plastic or steel metal.

1 Pcs 47100.00 47100.00

Note: All the movable joints have a PIN BEARING in between tightened with the Allen bolt polydrive head bolt having plastic caps on the ends Since plastic caps are fixed on the ends the bolt can't be opened until they will be broken.

BACK EXTENSION (Single User)

MACHINE PART DESCRIPTION OF SURF BOARD

- a) RECTANGULAR PIPE
 - b) BRACKET
 - c) PIPE-1
 - d) PIPE-2
 - e) PIPE-3
 - f) STOPPER BAND
 - g) RUBBER PAD
 - h) ANGULAR SEAT BASE PIPE
 - i) FOOT RESTER JOINT
 - j) FOOT RESTER
 - k) BENDING ARMS
 - l) GRIPPER
 - m) SEAT
 - n) BRACKET
 - o) FOOT RESTER SUPPORT PIPE
- MECHANICAL DIMENTION AND MEASUREMENT OF MACHINE FOLLOWING

- 1 A rectangular base pipe having length 1010mm breath 78mm and height 40mm three bracket are welded on the rectangular base pipe IST bracket 50mm 2nd bracket 65mm and 3rd bracket 760mm from the edge of the base pipe.
- 2 Pipe 1 is arranged with the bracket 1 and having length 342 mm and diameter 48mm 2 bushes ate welded with it on both edeges similarly 3 brackets are also holding pipe.
- 3 Bending arm pipe welded with the brachet box on both its sides thes arm pipe haves parts short length 91mm radius 1121mm angular length 517mm radius2 96mm extended length 140mm the bending arm are 258mm from the base pipe towards upward.
- 4 Gripper are studded at the edge of last short straight pipe having material plastic or rubber.
- 5 Angular seat pipe having parts straight length 1119mm and angular length 363mm and having diamention breadth 78m above length bracket 1st is welded 88mm form the straight edge of the angular seat base pipe whereas bracket 2nd is welded 528mm from the straight edge of the angular seat base pipe each bracket is welded opposite to it.
- 6 Seat the fixed on the angular seat base pipe with the help of steel allen bolt (poly drive head) it is of plastic.
- 7 Stopper band is alsı welded with the angular base pipe 334mm from the straight edge of base pipe rubber pad is tightened at the ending edge of the stopper band and to avoid shock.
- 8 Centre of the foot rest pipe is welded with the straight edge of the angular seat base pipe equally and foot rester is also welded angularly on the foot rester pipe the diameter of the foot rester pipe 32mm and length 160mm.
- 9 Foot rester jointers are welded on the foot rester pipe having length 315 mm bredth 60mm on the either sides of the rester joints apart 432mm from the edges of the foot rester pipe foot rester is joined on the foot rester pipe with the help of polydrive head allen bolt.
- 10 Pipe1 is connected with the bracket 1st of the rectangular base pipe and angular seat base pipe 2 is connected with bracket 2nd of the rectangular base pipe and angular seat base pipe pipe 3 is connected with the bracket 3rd of the rectangular base pipe and another bracket welded on the edge of the (straight) of the angular seat base pipe bushes of all the pipes are jioned with the bracket havingh baearing and pin in between tightened with allen bolt polydrive head bolt having plastic caps on the ends.

2 Pcs 22300.00 44600.00

Note: All the movable jionts have a PIN BEARING in between tightned with the Allen bolt polydrive head bolt having plastic caps on the ends Since plastic caps are fixed on the ends the bolt can't be opened until they will be broken.

SITUP BOARD (Single User)
MACHINE PART DESCIPRION OF SITUP BOARD

- a) CIRCULAR MOUNTING PLATE
- b) CENTER PILLAR
- c) MAIN PIPE
- d) SQUARE MOUNTING PLATE

- f) FRAME BASE PIPE
- g) FRAME SUPPORTER
- h) FRAME
- i) FOOT REST
- j) BENDING SUPPORT PIPE
- k) PVC PAD
- l) CAP

- 1 A circular mounting plate of diameter 233 mm and thickness 8mm it has 4 holes at 90 degrees which P.C.D. 170mm hole diameter is 20mm
- 2 In this circular mounting plate a center pillar is welded diameter of the center pillar is 114mm and the height is 568mm.
- 3 Cap is fixed on the top of the center pillar with rivets.
- 4 Two main pipes are welded opposite to each other with the center pillar having length 266mm height from the bottom edge is 174mm and diameter 48mm.
- 5 Two square mounting plates are welded on the main pipes apart from the edges of the mounting main pipes 91mm these plates are of length 190mm breadth 150mm and thickness 5mm.
- 6 A frame base pipe is welded with the square mounting plate at a distance of 14mm from the one of the edge of base pipe having 2 parts first length straight pipe 108mm and radius 119mm therefore we have four base pipes welded on the 2 square mounting plate (2x2) towards the welding the distance between the two base pipes is 218mm.
- 7 A foot rest pipe is welded on the radial edge of the 2 base pipes of one square mounting plate rest pipes are extended equally from the center.
- 8 A frame support is welded on the frame base pipe having length 385mm and diameter 38mm from the straight edge of the frame base pipe is 84mm these support pipes are welded on 4 base pipes.
- 9 A curved frame having a curved radius 2384mm and flat radius 74mm is welded with the straight edge of the frame base pipe and 2nd side is with the foot rest pipe flat radius is on the four corners of the curved frame the pipe used to make the curved frame have diameter 32mm.
- 10 A PVC pad is mounted on the curved frame having same dimension as of the curved frame with the help of the mushroom head screws (steel).
- 11 Bending support is welded on the either side of the center pillar having 3 parts short length 34mm radius 150mm and long straight length 179mm the bending support is welded 322mm from the center pillar on the main pipe whereas other edge (towards short length) welded with center pillar.

2	Pcs	32100.00	64200.00
---	-----	----------	----------

Note: All the movable joints have a PIN BEARING in between tightened with the Allen bolt polydrive head bolt having plastic caps on the ends Since plastic caps are fixed on the ends the bolt can't be opened until they will be broken.

MULTIFUNCTIONAL TRAINER (Single User)

MACHINE PART DESCRIPTION

- a) MOUNTING PLATE 1

	<p>CAP</p> <p>e) HANDLE CONNECTING PIPE 1</p> <p>f) CONNECTING PIPE 1</p> <p>g) CENTER PILLAR</p> <p>h) HOLDING PIPE 1</p> <p>i) HOLDING PIPE 2</p> <p>j) MOVABLE PIPE</p> <p>k) SQUARE PIPE</p> <p>l) STEPPING PLATES</p> <p>m) STEPPER BASE</p> <p>n) STANDING PLATE</p> <p>o) CENTER PIPE</p> <p>p) MOUNTING PLATE 2</p> <p>q) HANDLE CONNECTING PIPE 2</p> <p>r) NYLON PAD</p> <p>s) HINGED PIPE 1</p> <p>t) HINGED PIPE 2</p>	1	Pcs	31300.00	31300.00
8	<p>STANDING SEATING TWISTER (Double User)</p> <p>The standing seating twister made of gavanised pipe with thickness approx (3mm) with stainless steel screw and Argon/MIG welding along with comfortable plastic seats with material to bear outer weathering action the complere machine should be with double powder coating baked at temperatures + 200 degrees for minimum of 25 minuts ensuing a very good quality weather resistant product colors dark green red and yellow. The foundationshould be embedded properly by digging and jamming through cement concrete with all necessary equipment all works compelete. Material should be ISO approved of posses IS standard including 1st year maintenance.</p>	1	Pcs	48300.00	48300.00
	<p>CROSS TRAINER (Single User)</p> <p><u>MACHINE PART DESCIPRION OF CROSS TRAINER</u></p> <p>a) MOUNTING PLATE</p> <p>b) CENTER PILLAR</p> <p>c) MAIN SUPPORTER</p> <p>d) CYLINDRICAL PIPE BIG</p> <p>e) BRIDGE</p> <p>f) SMALL CYLINDRICAL</p> <p>g) PENDULUM BARS</p> <p>h) HOLDING PIPES</p> <p>i) GRIPPER</p> <p>j) STANDING PAD</p> <p>k) ROTATORS</p> <p>l) BRACKET</p> <p>CROSS TRAINER DIMENTION AND MEASUREMENT OF MACHINE ARE FOLLOWING</p> <p>1 Acircular mounting plate of diameter 233 mm and thickness 8mm it has 4 holes at 90 degrees which P.C.D. 170mm hole diameter is 20mm</p> <p>2 On these circular mounting plate a center pillar is welded diameter of the center pillar is 114mm and height is 192mm</p>				

<p>9</p>	<p>3 Main supporter is connected to the centre pillar main supporter have 5 parts vertical length 585mm radius 1 235mm straight length 577mm radius 2 235mm angle 230 degree diameter of the main supporter pipe is 89mm the last length is tilted whose length is 179mm main supporter pipe is welded at height of 148mm from the mounting plate.</p> <p>4 Big cylindrical pipe is welded at 967mm from the mounting plate on the vertical length of the main supporter pipe length of the pipe used 280mm and diameter is 60mm.</p> <p>5 Small cylindrical pipe is welded at the edge of the tilted length at 184mm and diameter 60mm small cylindrical pipe is welded at the middle of the tilted length of the main supporter pipe bridge of length 1045mm breadth 60mm height 40mm one edge of the bridge is connected with the bearing of the rotators and brackets are welded at the other edge and connected with the pendulum bar joints have a bearing and pin in between tightened with the allen bolt polydrive head bolt having plastic caps on the ends Since plastic caps are fixed on the ends the bolt can't be opened until they will be broken.</p> <p>6 Pendulum bar of length 718mm and diameter and diameter of 38mm is welded with the small pipe of length 60mm and diameter 60mm downward direction small pipe is connected vertically with the holding pipe having 3 parts length 153mm radius 96mm and angular length 120mm at an angle of 26 degree holding pipe consists of extended length 137mm studded with the gripper either of plastic or rubber both ends of the cylindrical pipe is connected the small pipe joints have a bearing and pin in between tightened with the allen bolt polydrive head bolt having plastic caps on the ends Since plastic caps are fixed on the ends the bolt can't be opened until they will be broken.</p> <p>7 Standing pad is fixed with the bridge from the middle and tightened with the Allen bolt polydrive head it is of plastic.</p> <p>8 Rotators have a metallic strip of length 214mm thickness 10mm and connected with the pipe of length 23mm and diameter 60mm on both sides during rotation through the rotators one of the bridges will be straight while other in angular way angle 17 degrees.</p> <p>9 Rotators small cylindrical pipe and bridge are connected with each other by bearing and pin in between tightened with Allen polydrive head bolt having cap fixed of plastic.</p> <p>Note: All the movable joints have a PIN BEARING in between tightened with the Allen bolt polydrive head bolt having plastic caps on the ends Since plastic caps are fixed on the ends the bolt can't be opened until they will be broken.</p>	<p>2</p>	<p>Pcs</p>	<p>51200.00</p>	<p>102400.00</p>
	<p>CYCLE (Single User) <u>MACHINE PART DESCRIPTION OF CYCLE</u></p> <p>a) GRIPPER b) CAP c) MAIN PIPE d) SEAT e) CENTER PILLAR f) MOUNTING PLATE g) PADDLE h) WHEEL i) SUPPORT PIPE</p>				

ARM
 PADDLE ROD
 AXEL PIPE
 PIN
 j) BEARING
 j) NUT

MECHANICAL DIMENTION AND MEASUREMENT OF MACHINE FOLLOWING

- 1 1 Acircular mounting plate of diameter 233 mm and thickness 8mm it has 4 eye holesmade on this plate at 90 degrees which P.C.D. 170mm hole diameter is 20mm length is 39.9mm
- 2 On circular mounting plate a center pillar is welded diameter of the center pillar is 114mm and height is 209mm
- 3 Main pipe of diameter 60mm and thickness 4mm have five parts long length 795mm short long length 509.7mm short length 220.1mm radius 1 and radius 2 of 150mm.
- 4 The midpoint of the short length of the main pipe is welded with the center pillar the right edge of the short length having a radius 2 bent at an angle of 10 degree and short long length is with that radius 2 angularly.
- 5 The left edge of the short lengthhaving a radius 1 bent at an angle of 13.7 degree and long length is with that radius 1 angularly.
- 6 On the edge of the short long length of main pipe a sseat having ISO standard shape is fitted horizontally.
- 7 The plastic seat is tightened with the help of Allen bolts (polydrive head)
- 8 On the edge of the long length of the main pipe a plastic cap is fixed.
- 9 Arm having diameter 32mm thickness 3mm have five parts length 1 161.8mm radius 1 70.2mm bent at angle of 30 degree straitht length 2 100mm radius 276mm bent at angle of 60 degree and a straight edge 150mm arms are welded on both either faces of the main pipe at a height 1043mm from the mounting plate and 401mm apart from the center of the mounting plate.
- 10 Gripper are fitted with the straight edge of the arm pipe gripper made up of either rubber or plastic.
- 11 Support pipe having diameter 38mm length of 516.6mm and thickness 3mm the edge of the support pipe are welded one with the long length and other with the short long length of the main pipe the height of the support pipe from the mounting plate is 546.6mm.
- 12 Two strip having dimensions length 170mm thickness 6mm and height 42mm are welded on both the faces of the short length of the main pipe the distance between the strips is50mm.
- 13 Axel pipe of deiameter 70mm length 130mm thickness 5mm is welded on the strips and extended 34mm equally both sides on both the edges of the axel pipe bearing are fitted and axel pin is fitted through out the pipe having bigger diameter 35mm and diameter fitted with the bearing is 30mm axel pin is 40.5mm extended outwards in which wheel plates of thickness 10mm are fitted on both sides a nut is adjusted with the washer along the axel pin and tightly fit a plastic cap is fixed on the open edge of the wheel plate.

10

1	Pcs	44100.00	44100.00
---	-----	----------	----------

Straight pipe no. 2 and no. 3 are joined to the center pillar and seat base pipe one over the other respectively with a gap of 490mm through bracket jointers which are welded to the centre pillar and seat base pipe also.

12 Seat base pipe is connected with straight pipe no. 2 and no. 3 with pin bearings.

13 Over seat base pipe a seat bending pipe is welded.

14 Seat and back seat are fitted on the seat bending pipe with pin bearing these seats are of plastic.

Note: All the movable joints have a PIN BEARING in between tightened with the Allen bolt polydrive head bolt having plastic caps on the ends. Since plastic caps are fixed on the ends the bolt can't be opened until they will be broken.

TOTAL

700000.00

(in Lacs Only.)

CONDITIONS :-

Following details must be submitted with tender in envelope "A" mentioned/confirmed in the offer other of
1 A Company authorized dealer/sub dealer for any of the company obligatory


1

2 Confirm installation/commissioning/demonstration at out site


2

3 Relevant catalog with specification/leaflet to be enclosed with offer of tendered item.

3



Sub. Engineer
Municipal corporation
korba (c.G.)



Assit. Engineer
Municipal corporation
korba (c.G.)

Executive Engineer
Municipal corporation
korba (c.G.)