



कार्यालय, नगर पालिक निगम, कोरबा (छ.ग.)

फा.क्र. 1077/विद्युत/2022

कोरबा, दिनांक 30.09.2022

ई-प्रोक्चरमेंट निविदा आमंत्रण सूचना सिस्टम टेंडर नं. 110721

कार्यालय नगर पालिक निगम, कोरबा द्वारा लोक निर्माण विभाग छ.रा.वि. मंडल एवं छत्तीसगढ़ अनुज्ञापन मंडल (विद्युत) में उचित श्रेणी में विद्युतीकरण कार्य हेतु पंजीकृत/लाईसेंसी ठेकेदारों से निम्नलिखित कार्य हेतु प्रमुख अभियंता लोक निर्माण विभाग (विद्युत) रायपुर 01.06.2020 से प्रभावशील दर अनुसूची पर (निविदा खुलने के दिनांक तक समस्त संशोधनों के साथ) कम अधिक या समान प्रतिशत दरों पर ई-प्रोक्चरमेंट (E-Tendering) के माध्यम से निविदा आमंत्रित की जाती है :-

क्र	कार्य का नाम	प्राक्कलन राशि	धरोहर राशि	कार्यावधि	ठेकेदार का वर्ग	निविदा खुलने की अंतिम तिथि
1	निगम क्षेत्रांतर्गत विद्युत कार्य हेतु वार्षिक दर निर्धारण। (निगम मद)	-	75,000/-	01 वर्ष	वर्ग अ- श्रेणी	26.10.2022 से

शर्त :-

1. निविदा दरे प्रचलित एस.ओ. आर. से कम या अधिक प्रतिशत दरों पर दिया जावे एस. ओ. आर. के अंतर्गत के आयटमों पर पृथक से आयटम दरों का उल्लेख करने पर निविदा निरस्त मानी जावेगी।
2. निविदा प्रपत्र ई-प्रोक्चरमेंट (E-Tendering) के माध्यम से ही स्वीकार किए जावेगे। निर्धारित तिथि को 3.00 बजे के पश्चात् प्राप्त निविदाएँ स्वीकार नहीं की जावेगी।
3. जिन ठेकेदारों द्वारा नगर पालिक निगम (साडा) के किसी ठेके के कार्य में अनुबंध के अनुरूप कार्य ना किया गया हो अथवा नगर पालिक निगम (साडा) के हित के विरुद्ध कार्य किया गया हो उन्हें निविदा भरने की पात्रता नहीं होगी।
4. निविदा प्रपत्र प्राप्त करने हेतु इच्छुक ठेकेदारों को आवेदन के साथ उचित वर्ग में पंजीयन की प्रमाणित प्रतिलिपि यदि साझेदारी फर्म हो तो उसका प्रमाण पत्र (पार्टनरशीप डीड) की सत्य प्रतिलिपि, पूर्व में इस प्रकार की किए गए कार्यों की प्रमाणित सूची, उपलब्ध तकनीकी अमल की जानकारी पिछले वित्तीय वर्ष का आयकर चुकता प्रमाण पत्र/पैन नम्बर पत्र एवं जी.एस.टी. का पंजीयन प्रमाण पत्र, कर्मचारी भविष्य निधि संबंधी प्रमाण पत्र, कर्मचारी राज्य बीमा निगम का पंजीयन प्रमाण पत्र संबंधी प्रमाण पत्र एवं धरोहर राशि को स्केन कर वेबसाईट में अपलोड करना अनिवार्य होगा।
5. निविदा प्रपत्र उन्ही ठेकेदारों को दिया जायेगा जिन्हें इस प्रकार के कार्यों का अनुभव हो।
6. निविदा में भाग लेने वाले ठेकेदारों को छ.ग. भवन और अन्य सन्निर्माण कर्मकार (नियोजन एवं सेवा शर्तों का विनियमन) अधिनियम 1996 एवं तदंतर्गत निर्धारित नियमों के तहत पंजीयन कराना आवश्यक होगा तथा निर्माण लागत का 1 प्रतिशत उपकर के रूप में प्रत्येक देयक से कटौती की जावेगी।
7. ठेके से संबंधित निविदा प्रपत्र उन्ही ठेकेदारों को प्रदाय किये जावेगे जो कि कर्मचारी भविष्य निधि संगठन रायपुर से पंजीयन एवं कर्मचारी राज्य बीमा निगम का पंजीयन करार कर कोड प्राप्त कर लिया हो अन्यथा निविदा प्रपत्र प्रदाय नहीं किया जावेगा।
8. निविदाकार को प्रत्येक निविदा में पंजीयन क्षमता के अंतर्गत वर्तमान में नगर निगम या अन्य विभागों में किये जा रहे कार्यों का विवरण राशि सहित मूल प्रति में शपथ पत्र देना अनिवार्य होगा।
9. निगम मद के सम्पूर्ण किए गए कार्यों की 01 वर्ष की गारंटी के लिए 5 प्रतिशत सुरक्षा राशि देयको के साथ एवं पृथक से 5 प्रतिशत देयक की राशि 03 वर्ष के लिए परफार्मेंस सिक्यूरिटी के रूप में रोकी जावेगी।
10. मरम्मत एवं संधारण मद के सम्पूर्ण किए गए कार्यों की 01 वर्ष की गारंटी के लिए 5 प्रतिशत सुरक्षा राशि सिक्यूरिटी के रूप में रोकी जावेगी।
11. निविदा दरों असामान्य कमी प्रतीत होने पर सफल निविदा दाता से अनुबंध के पूर्व एस.ओ.आर. एवं निविदा दर की अंतर की राशि के समतुल्य परफार्मेंस गारंटी के रूप में राष्ट्रीयकृत बैंक एफ.डी.आर., पोस्ट ऑफिस, टाईम डिपॉजिट अथवा एन.एस.सी. जो कि आयुक्त नगर पालिक निगम, कोरबा के नाम पर देय होगा जो मांग तिथि से 15 दिवस के भीतर जमा करना अनिवार्य होगा। उपरोक्त राशि समयावधि में जमा न करने की दशा में निविदा स्वमेव निरस्त मानी जावेगी।
12. दर निर्धारण पश्चात् निविदा में भाग लेने वाले किसी भी अनुबंधित निविदाकारों से कार्य कराये जाने का अधिकार संस्था के पास सुरक्षित होगा।
13. ठेकेदारों को उपरोक्त कार्य हेतु लगे विद्युत श्रमिकों का भुगतान बैंक के माध्यम से किया जाना अनिवार्य होगा।
14. निविदा प्रपत्र अहस्तांतरणीय होगा। एवं सशर्त निविदाओं पर विचार नहीं किया जावेगा।
15. निविदा के संबंध में किसी प्रकार की विवाद होने की स्थिति में आयुक्त निर्णय अंतिम एवं सर्वमान्य होगा।
16. निविदा स्वीकृत करने अथवा अस्वीकृत करने का अधिकार नगर पालिक निगम के पास सुरक्षित रहेगा।
17. उपरोक्त निविदा सूचना की विस्तृत प्रति नगर पालिक निगम, कोरबा के साकेत भवन स्थित विद्युत शाखा से प्राप्त किये जा सकते हैं।


कार्यपालक अभियंता

नगर पालिक निगम
कोरबा (छत्तीसगढ़)

प्रतिलिपि :- प्रोग्रामर, संचानालय नगरीय प्रशासन एवं विकास विभाग नवा रायपुर (छ.ग.) को Uad.cg.gov.in में अपलोड किये जाने हेतु प्रेषित।

Date-Time Detail(s)

Seq. No.	Nagar Nigam Stage	Contractor Stage	Start		Expiry		Remarks
			Date	Time	Date	Time	
1	Release Tender		30.09.22	10.30	30.09.22	10.31	Release Tender
2		Bid Submission	30.09.22	10.31	21.10.22	17.30	
3	Tender Open		26.10.22	10.30	--	--	


EXECUTIVE ENGINEER
KORBA (CG)
For, Commissioner Korba (C.G.)


OFFICE OF THE MUNICIPAL CORPORATION, KORBA (C.G.)

Subject :- Annual Rate Contract for Various Electrical Works at Nigam Area.

Estimate

As Per PWD (Elec. 01.06.2020) SOR


No.	SOR NO	Description	Unit	Rate
1	1.1	Wiring for light/ fan/ exhaust fan / call bell point with 3x1.5 sqmm FRLS PVC insulated stranded copper conductor wire for phase, neutral and earth in concealed FRLS PVC conduit (heavy duty, thickness of pipe should be 2 mm) with 5/6 amp piano type switch, phenolic laminated sheet, suitable size M.S. box etc as per specification and IS: 694 (2010), IS: 9537 (2000 Part 5)		
	1.1.1	Short Point	Point	240.00
	1.1.2	Medium Point	Point	376.00
	1.1.3	Long Point	Point	469.00
2	1.2	Wiring for twin control light point with 3x1.5 sqmm FRLS PVC insulated stranded copper conductor wire for phase, neutral and earth in concealed FRLS PVC conduit (heavy duty, thickness of pipe should be 2 mm), with 5/6 amp piano type switch, phenolic laminated sheet, suitable size M.S. box etc as per specification and IS: 694 (2010), IS: 9537 (2000 Part 5)	Point	333.00
3	1.3	Extra for providing and fixing light plug point on board in concealed FRLS PVC conduit (heavy duty, thickness of pipe should be 2 mm) point wiring with piano type 3 pin 5/6 amp socket outlet and 5/6 amp switch including cost of phenolic laminated sheet and M.S. box etc. as per specification and IS: 694 (2010), IS: 9537 (2000 Part 5)	Point	87.00
4	1.4	Wiring for light plug point with 3x2.5 sq mm FRLS PVC insulated stranded copper conductor wire for phase, neutral and earth in concealed FRLS PVC conduit (heavy duty, thickness of pipe should be 2 mm) along with piano type 6 amp switch and 3 pin 6 amps socket outlet with suitable size M.S. box, phenolic laminated sheet, earthing the switch box and socket outlet with same size wire etc. as per specification and IS: 694 (2010), IS: 9537 (2000 Part 5)		
	1.4.1	Short Point	Point	353.00
	1.4.2	Medium Point	Point	590.00
	1.4.3	Long Point	Point	876.00
	1.4.4	Extra Long Point I	Point	1284.00
	1.4.5	Extra Long Point II	Point	1672.00
	1.4.6	Extra Long Point III	Point	2041.00
5	1.5	Wiring for power plug point with 3x4 sq mm FRLS PVC insulated stranded copper conductor wire for phase, neutral and earth in concealed FRLS PVC conduit (heavy duty, thickness of pipe should be 2 mm) along with piano type 16 amp switch and 6 pin 16 amps socket outlet with suitable size M.S. box, phenolic laminated sheet, earthing the switch box and socket outlet with same size wire etc. as per specification and IS: 694 (2010), IS: 9537 (2000 Part 5)		
	1.5.1	Short Point	Point	496.00
	1.5.2	Medium Point	Point	849.00
	1.5.3	Long Point	Point	1257.00
	1.5.4	Extra Long Point I	Point	1714.00
	1.5.5	Extra Long Point II	Point	2212.00
	1.5.6	Extra Long Point III	Point	2729.00


AE

SOR NO	Description	Unit	Rate
1.7	Wiring for light/ fan/ exhaust fan / call bell point with 3x1.5 sqmm FRLS PVC insulated stranded copper conductor wire for phase, neutral and earth in concealed FRLS PVC conduit (heavy duty, thickness of pipe should be 2 mm) with 5/6 amp modular switch, modular base and cover plate, suitable size G.I. box as per specification and IS: 694 (2010), IS: 9537 (2000 Part 5)		
1.7.1	Short Point	Point	266.00
1.7.2	Medium Point	Point	424.00
1.7.3	Long Point	Point	588.00
7	1.8 Wiring for twin control light point with 3x1.5 sqmm FRLS PVC insulated stranded copper conductor wire for phase, neutral and earth in concealed FRLS PVC conduit (heavy duty, thickness of pipe should be 2 mm) with 5/6 amp modular switch, modular base and cover plate, suitable size G.I. box as per specification and IS: 694 (2010), IS: 9537 (2000 Part 5)	Point	420.00
8	1.9 Extra for providing and fixing light plug point on board in concealed FRLS PVC conduit (heavy duty, thickness of pipe should be 2 mm) point wiring with modular type 3 pin 5/6 amp socket outlet and 5/6 amp switch including cost of base and cover plate and G. I. box etc. as per specification and IS: 694 (2010), IS: 9537 (2000 Part 5)	Point	216.00
9	1.10 Wiring for light plug point with 3x2.5 sq mm FRLS PVC insulated stranded copper conductor wire for phase, neutral and earth in concealed FRLS PVC conduit (heavy duty, thickness of pipe should be 2 mm) along with modular type 6 Amp switch and 3 pin 6 amps socket outlet with modular base and cover plate, suitable size G.I. box, earthing the switch box and socket outlet with same size wire etc. as per specification and IS: 694 (2010), IS: 9537 (2000 Part 5)		
	1.10.1 Short Point	Point	442.00
	1.10.2 Medium Point	Point	659.00
	1.10.3 Long Point	Point	922.00
	1.10.4 Extra Long Point I	Point	1302.00
	1.10.5 Extra Long Point II	Point	1657.00
	1.10.6 Extra Long Point III	Point	1995.00
10	1.11 Wiring for power plug point with 3x4 sq mm FRLS PVC insulated stranded copper conductor wire for phase, neutral and earth in concealed FRLS PVC conduit (heavy duty, thickness of pipe should be 2 mm) along with modular type 16 Amp switch and 6 pin 16 amps socket outlet with modular base and cover plate, suitable size G.I. box, earthing the switch box and socket outlet with same size wire etc. as per specification and IS: 694 (2010), IS: 9537 (2000 Part 5)		
	1.11.1 Short Point	Point	589.00
	1.11.2 Medium Point	Point	942.00
	1.11.3 Long Point	Point	1350.00
	1.11.4 Extra Long Point I	Point	1807.00
	1.11.5 Extra Long Point II	Point	2315.00
	1.11.6 Extra Long Point III	Point	2825.00
11	1.13 Wiring for circuit/ sub main wiring along with earth wire with the following sizes of FRLS PVC insulated copper conductor, wire in concealed FRLS PVC conduit (heavy duty, thickness of pipe should be 2 mm) as per specification and IS: 694 (2010), IS: 9537 (2000 Part 5)		
	1.13.1 3 X 1.5 sq. mm in 20mm conduit	Metre	92.00
	1.13.2 3 X 2.5 sq. mm in 20mm conduit	Metre	111.00
	1.13.3 6 X 2.5 sq. mm in 25mm conduit	Metre	172.00
	1.13.4 9 X 2.5 sq. mm in 32mm conduit	Metre	238.00
	1.13.6 3 X 4 sq. mm in 25mm conduit	Metre	145.00
	1.13.7 3 X 6 sq. mm in 25mm conduit	Metre	182.00



SOR NO	Description	Unit	Rate
1.13.8	3 X 10 sq. mm in 25mm conduit	Metre	270.00
1.13.12	6 X 4 sq. mm in 32mm conduit	Metre	236.00
1.13.13	6 X 6 sq. mm in 32mm conduit	Metre	312.00
1.13.14	6 X 10 sq. mm in 40mm conduit	Metre	515.00
12	1.15 Supplying and fixing of following sizes FRLS PVC conduit (heavy duty, thickness of pipe should be 2 mm) along with accessories in concealed complete as per specification and IS: 9537 (2000 Part 5)		
	1.15.1 20 mm	Metre	42.00
	1.15.2 25 mm	Metre	53.00
	1.15.3 32 mm	Metre	59.00
	1.15.4 40 mm	Metre	75.00
	1.15.5 50 mm	Metre	99.00
13	1.17 Supplying and fixing of following sizes steel conduit along with accessories in concealed complete as per specification.		
	1.17.1 20 mm	Metre	81.00
	1.17.2 25 mm	Metre	97.00
	1.17.3 32 mm	Metre	142.00
	1.17.4 40 mm	Metre	216.00
	1.17.5 50 mm	Metre	286.00
14	2.1 Wiring for light/ fan/ exhaust fan / call bell point with 3x1.5 sqmm FRLS PVC insulated stranded copper conductor wire for phase, neutral and earth in surface FRLS PVC conduit (heavy duty, thickness of pipe should be 2 mm) with 5/6 amp piano type switch, phenolic laminated sheet, suitable size M.S. box etc as per specification and IS: 694 (2010), IS: 9537 (2000 Part 5)		
	2.1.1 Short Point	Point	210.00
	2.1.2 Medium Point	Point	340.00
	2.1.3 Long Point	Point	494.00
15	2.2 Wiring for twin control light point with 3x1.5 sqmm FRLS PVC insulated stranded copper conductor wire for phase, neutral and earth in concealed FRLS PVC conduit (heavy duty, thickness of pipe should be 2 mm) with 5/6 amp piano type switch, phenolic laminated sheet, suitable size M.S. box etc as per specification and IS: 694 (2010), IS: 9537 (2000 Part 5)	Point	277.00
16	2.3 Extra for providing and fixing light plug point on board in surface FRLS PVC conduit (heavy duty, thickness of pipe should be 2 mm) point wiring with piano type 3 pin 5/6 amp socket outlet and 5/6 amp switch including cost of phenolic laminated sheet and M.S. box etc. as per specification and IS: 694 (2010), IS: 9537 (2000 Part 5)	Point	86.00
17	2.4 Wiring for light plug point with 3x2.5 sq mm FRLS PVC insulated stranded copper conductor wire for phase, neutral and earth in surface FRLS PVC conduit (heavy duty, thickness of pipe should be 2 mm) along with piano type 6 amp switch and 3 pin 6 amps socket outlet with suitable size M.S. box, phenolic laminated sheet, earthing the switch box and socket outlet with same size wire etc. as per specification and IS: 694 (2010), IS: 9537 (2000 Part 5)		
	2.4.1 Short Point		
	2.4.2 Medium Point	Point	280.00
	2.4.3 Long Point	Point	515.00
	2.4.4 Extra Long Point I	Point	762.00
	2.4.5 Extra Long Point II	Point	1063.00
	2.4.6 Extra Long Point III	Point	1397.00
		Point	1712.00



SOR NO	Description	Unit	Rate	
2.5	Wiring for power plug point with 3x4 sq mm FRLS PVC insulated stranded copper conductor wire for phase, neutral and earth in surface FRLS PVC conduit (heavy duty, thickness of pipe should be 2 mm) along with piano type 16 amp switch and 6 pin 16 amps socket outlet with suitable size M.S. box, phenolic laminated sheet, earthing the switch box and socket outlet with same size wire etc. as per specification and IS: 694 (2010), IS: 9537 (2000 Part 5)			
2.5.1	Short Point	Point	415.00	
2.5.2	Medium Point	Point	704.00	
2.5.3	Long Point	Point	1038.00	
2.5.4	Extra Long Point I	Point	1455.00	
2.5.5	Extra Long Point II	Point	1941.00	
2.5.6	Extra Long Point III	Point	2642.00	
19	2.7	Wiring for light/ fan/ exhaust fan / call bell point with 3x1.5 sqmm FRLS PVC insulated stranded copper conductor wire for phase, neutral and earth in surface FRLS PVC conduit (heavy duty, thickness of pipe should be 2 mm) with 5/6 amp modular switch, modular base and cover plate, suitable size G.I. box as per specification and IS: 694 (2010), IS: 9537 (2000 Part 5)		
	2.7.1	Short Point	Point	227.00
	2.7.2	Medium Point	Point	347.00
	2.7.3	Long Point	Point	465.00
20	2.8	Wiring for twin control light point with 3x1.5 sqmm FRLS PVC insulated stranded copper conductor wire for phase, neutral and earth in surface FRLS PVC conduit (heavy duty, thickness of pipe should be 2 mm) with 5/6 amp modular switch, modular base and cover plate, suitable size G.I. box as per specification and IS: 694 (2010), IS: 9537 (2000 Part 5)	Point	337.00
21	2.9	Extra for providing and fixing light plug point on board in surface FRLS PVC conduit (heavy duty, thickness of pipe should be 2 mm) point wiring with modular type 3 pin 5/6 amp socket outlet and 5/6 amp switch including cost of base and cover plate and G. I. box etc. as per specification and IS: 694 (2010), IS: 9537 (2000 Part 5)	Point	222.00
22	2.10	Wiring for light plug point with 3x2.5 sq mm FRLS PVC insulated stranded copper conductor wire for phase, neutral and earth in surface FRLS PVC conduit (heavy duty, thickness of pipe should be 2 mm) along with modular type 6 Amp switch and 3 pin 6 amps socket outlet with modular base and cover plate, suitable size G.I. box, earthing the switch box and socket outlet with same size wire etc. as per specification and IS: 694 (2010), IS: 9537 (2000 Part 5)		
	2.10.1	Short Point	Point	427.00
	2.10.2	Medium Point	Point	601.00
	2.10.3	Long Point	Point	901.00
	2.10.4	Extra Long Point I	Point	1210.00
	2.10.5	Extra Long Point II	Point	1555.00
	2.10.6	Extra Long Point III	Point	1879.00
23	2.11	Wiring for power plug point with 3x4 sq mm FRLS PVC insulated stranded copper conductor wire for phase, neutral and earth in surface FRLS PVC conduit (heavy duty, thickness of pipe should be 2 mm) along with modular type 16 Amp switch and 6 pin 16 amps socket outlet with modular base and cover plate, suitable size G.I. box, earthing the switch box and socket outlet with same size wire etc. as per specification and IS: 694 (2010), IS: 9537 (2000 Part 5)		
	2.11.1	Short Point	Point	518.00
	2.11.2	Medium Point	Point	817.00
	2.11.3	Long Point	Point	1157.00

SOR NO	Description	Unit	Rate
2.11.4	Extra Long Point I	Point	1585.00
2.11.5	Extra Long Point II	Point	2049.00
2.11.6	Extra Long Point III	Point	2492.00
24	2.13 Wiring for circuit/ sub main wiring along with earth wire with the following sizes of FRLS PVC insulated copper conductor, wire in surface FRLS PVC conduit (heavy duty, thickness of pipe should be 2 mm) etc as per specification and IS: 694 (2010), IS: 9537 (2000 Part 5)		
	2.13.1 3 X 1.5 sq. mm in 20mm conduit	Metre	67.00
	2.13.2 3 X 2.5 sq. mm in 20mm conduit	Metre	87.00
	2.13.3 6 X 2.5 sq. mm in 25mm conduit	Metre	155.00
	2.13.4 9 X 2.5 sq. mm in 32mm conduit	Metre	218.00
	2.13.6 3 X 4 sq. mm in 25mm conduit	Metre	128.00
	2.13.7 3 X 6 sq. mm in 25mm conduit	Metre	166.00
	2.13.8 3 X 10 sq. mm in 25mm conduit	Metre	253.00
	2.13.11 6 X 2.5 sq. mm in 32mm conduit	Metre	166.00
	2.13.12 6 X 4 sq. mm in 32mm conduit	Metre	219.00
	2.13.13 6 X 6 sq. mm in 32mm conduit	Metre	295.00
	2.13.14 6 X 10 sq. mm in 40mm conduit	Metre	497.00
25	14.2 Supplying and laying HDPE pipe of 4kg/Sqcm in ground below road, path etc at a depth not less than 40 cm and upto 90 cm including excavation, dismantling of road if required and refilling the trench with excavated material, ramming and making the surface good etc. as per specification.		
	14.2.1 63 mm outer dia	Metre	124.00
	14.2.2 75 mm outer dia	Metre	174.00
26	2.15 Supplying and fixing of following sizes FRLS PVC conduit (heavy duty, thickness of pipe should be 2 mm) along with accessories in surface complete as per specification and IS: 9537 (2000 Part 5)		
	2.15.1 20 mm	Metre	32.00
	2.15.2 25 mm	Metre	39.00
	2.15.3 32 mm	Metre	51.00
	2.15.4 40 mm	Metre	72.00
	2.15.5 50 mm	Metre	95.00
27	2.16 Supplying and fixing of following sizes PVC casing capping along with accessories in surface complete as per specification and IS: 9537 (2000 Part 5).		
	2.16.1 20x12 mm	Metre	28.00
	2.16.2 25x16 mm	Metre	30.00
	2.16.3 32x16 mm	Metre	32.00
28	2.17 Supplying and fixing of following sizes steel conduit along with accessories in surface including painting complete as per specification.		
	2.17.1 20 mm	Metre	76.00
	2.17.2 25 mm	Metre	92.00
	2.17.3 32 mm	Metre	127.00
	2.17.4 40 mm	Metre	197.00
	2.17.5 50 mm	Metre	263.00
29	3.1 Wiring for light point/ fan point/ exhaust fan point/ call bell point with 3x1.5 sq. mm FRLS PVC insulated stranded copper conductor wire for Phase, Neutral & earth in existing surface / concealed, Steel/FRLS PVC conduit and providing and fixing 5A piano type switch, phenolic laminated sheet etc. as per specification and IS: 694 (2010)		
	3.1.1 Short Point		
	3.1.2 Medium Point	Point	165.00
	3.1.3 Long Point	Point	239.00
		Point	309.00

SOR NO	Description	Unit	Rate
30	2 Wiring for twin control light point with 3x1.5 sqmm FRLS PVC insulated stranded copper conductor wire for Phase, Neutral & earth in existing surface/ concealed, steel/FRLS PVC conduit with 5/6 amp piano type switch, phenolic laminated sheet, suitable size M.S. box etc as per specification and IS: 694 (2010)	Point	202.00
31	3.3 Wiring for light plug point with 3x2.5 sq mm FRLS PVC insulated stranded copper conductor wire for Phase, Neutral & earth in existing surface / concealed, Steel/FRLS PVC conduit and providing and fixing piano type 6 amp switch and 3 pin 6 amps socket outlet, phenolic laminated sheet, earthing the switch box and socket outlet with same size wire etc. as per specification and IS: 694 (2010)		
	3.3.1 Short Point	Point	233.00
	3.3.2 Medium Point	Point	391.00
	3.3.3 Long Point	Point	575.00
	3.3.4 Extra Long Point I	Point	813.00
	3.3.5 Extra Long Point II	Point	1076.00
	3.3.6 Extra Long Point III	Point	1340.00
32	3.4 Wiring for power plug point with 3x4 sq mm FRLS PVC insulated stranded copper conductor wire for Phase, Neutral & earth in existing surface/ concealed, FRLS PVC conduit and providing and fixing piano type 16 amp switch and 6 pin 16 amps socket outlet, phenolic laminated sheet, earthing the switch box and socket outlet with same size wire etc. as per specification and IS: 694 (2010)		
	3.4.1 Short Point	Point	349.00
	3.4.2 Medium Point	Point	583.00
	3.4.3 Long Point	Point	855.00
	3.4.4 Extra Long Point I	Point	1206.00
	3.4.5 Extra Long Point II	Point	1596.00
	3.4.6 Extra Long Point III	Point	1985.00
33	3.6 Wiring for light point/ exhaust fan point/ call bell point with 3x1.5 sq. mm FRLS PVC insulated stranded copper conductor wire for Phase, Neutral & earth in existing surface / concealed, Steel/FRLS PVC conduit and providing and fixing 5/6 amp modular type switch, modular base and cover plate etc. as per specification and IS: 694 (2010)		
	3.6.1 Short Point	Point	205.00
	3.6.2 Medium Point	Point	278.00
	3.6.3 Long Point	Point	349.00
34	3.7 Wiring for twin control light point with 3x1.5 sqmm FRLS PVC insulated stranded copper conductor wire for Phase, Neutral & earth in existing surface/ concealed, Steel/FRLS PVC conduit and providing and fixing 5/6 amp modular type switch, modular base and cover plate etc. as per specification and IS: 694 (2010)	Point	269.00
35	3.8 Wiring for light plug point with 3x2.5 sq mm FRLS PVC insulated stranded copper conductor wire for Phase, Neutral & earth in existing surface / concealed, Steel/FRLS PVC conduit and providing and fixing modular type 6 Amp switch and 3 pin 6 amps socket outlet, modular base and cover plate, earthing the switch box and socket outlet with same size wire etc. as per specification and IS: 694 (2010)		
	3.8.1 Short Point	Point	340.00
	3.8.2 Medium Point	Point	499.00
	3.8.3 Long Point	Point	683.00
	3.8.4 Extra Long Point I	Point	920.00
	3.8.5 Extra Long Point II	Point	1184.00
	3.8.6 Extra Long Point III	Point	1448.00

[Handwritten Signature]

SOR NO	Description	Unit	Rate
36	3.9 Wiring for power plug point with 3x4 sq mm FRLS PVC insulated stranded copper conductor wire for Phase, Neutral & earth in existing surface / concealed, Steel/FRLS PVC conduit (heavy duty, thickness of pipe should be 2 mm) and providing and fixing modular type 16 Amp switch and 6 pin 16 amps socket outlet, modular base and cover plate, earthing the switch box and socket outlet with same size wire etc. as per specification and IS: 694 (2010)		
	3.9.1 Short Point	Point	431.00
	3.9.2 Medium Point	Point	664.00
	3.9.3 Long Point	Point	937.00
	3.9.4 Extra Long Point I	Point	1288.00
	3.9.5 Extra Long Point II	Point	1677.00
	3.9.6 Extra Long Point III	Point	2067.00
37	3.10 Wiring for power plug point with 3x6 sq mm FRLS PVC insulated stranded copper conductor wire for Phase, Neutral & earth in existing surface / concealed Steel/FRLS PVC conduit and providing and fixing modular type 32 Amp SP MCB "C" curve and 3 pin 20 amps socket outlet, modular base and cover plate, earthing the switch box and socket outlet with same size wire etc. as per specification and IS: 694 (2010)		
	3.10.1 Short Point	Point	563.00
	3.10.2 Medium Point	Point	918.00
	3.10.3 Long Point	Point	1332.00
	3.10.4 Extra Long Point I	Point	1865.00
	3.10.5 Extra Long Point II	Point	2456.00
	3.10.6 Extra Long Point III	Point	3048.00
38	3.11 Supplying and drawing following sizes of FRLS PVC insulated copper conductor, multi strand wire in the existing surface/ concealed, FRLS PVC conduit / PVC casing capping as per specification and IS: 694 (2010)		
	3.11.1 1 x 1.5 sq. mm	Metre	15.00
	3.11.2 2 x 1.5 sq. mm	Metre	26.00
	3.11.3 3 x 1.5 sq. mm	Metre	37.00
	3.11.4 4 x 1.5 sq. mm	Metre	48.00
	3.11.5 5 x 1.5 sq. mm	Metre	59.00
	3.11.6 6 x 1.5 sq. mm	Metre	69.00
	3.11.7 7 x 1.5 sq. mm	Metre	80.00
	3.11.8 8 x 1.5 sq. mm	Metre	91.00
	3.11.11 1 x 2.5 sq. mm	Metre	22.00
	3.11.12 2 x 2.5 sq. mm	Metre	39.00
	3.11.13 3 x 2.5 sq. mm	Metre	57.00
	3.11.14 4 x 2.5 sq. mm	Metre	74.00
	3.11.15 5 x 2.5 sq. mm	Metre	92.00
	3.11.16 6 x 2.5 sq. mm	Metre	109.00
	3.11.17 7 x 2.5 sq. mm	Metre	127.00
	3.11.18 8 x 2.5 sq. mm	Metre	145.00
	3.11.21 1 x 4 sq. mm	Metre	30.00
	3.11.22 2 x 4 sq. mm	Metre	56.00
	3.11.23 3 x 4 sq. mm	Metre	82.00
	3.11.24 4 x 4 sq. mm	Metre	108.00
	3.11.25 5 x 4 sq. mm	Metre	134.00
	3.11.26 6 x 4 sq. mm	Metre	160.00
39	5.1 Supplying and fixing following piano type switch, socket, other accessories on the existing switch box/ cover including connections etc. as per specification.		
	5.1.1 5/6 amps one way switch	Each	25.00
	5.1.2 5/6 amps two way switch	Each	30.00

[Handwritten Signature]

SOR NO	Description	Unit	Rate
1.3	Bell push	Each	30.00
5.1.4	15/16 amps switch	Each	59.00
5.1.5	3 pin 5/6 amp socket outlet	Each	42.00
5.1.6	6 pin 15/16 amp socket outlet	Each	73.00
5.1.7	Plug Top 3 pin 5/6 Amps (For light plug).	Each	38.00
5.1.8	Plug Top 3 pin 16 Amps (For power plug).	Each	51.00
5.1.9	Telephone socket outlet	Each	53.00
5.1.10	TV antenna socket outlet	Each	33.00
5.1.11	Computer outlet jack	Each	44.00
5.1.12	Fan regulator Electronic, step type moving all round	Each	130.00
5.1.13	Ceiling rose 3 pin 5 amps	Each	32.00
5.1.14	Pendent holder	Each	42.00
5.1.15	Batten/ angle holder	Each	38.00
40	5.2 Providing and fixing composite board for computer points having piano type 1 No 6 pin 16 amp socket outlet, 1 No 16 amp switch and 3 Nos 3 pin 6 amp socket outlets, 3 Nos 6 amp switches, suitable M.S box, 3mm thick phenolic laminated sheet cover including painting etc. as per specification.	Each	539.00
41	5.3 Providing and fixing composite board for computer points having piano type 1 No 6 pin 16 amp socket outlet, 1 No 16 amp switch and 3 Nos 3 pin 6 amp socket outlets, 3 Nos 6 amp switches, suitable size wooden box, 3mm thick phenolic laminated sheet cover including painting etc. as per specification.	Each	348.00
42	5.4 Supplying and fixing following modular switch, socket, other accessories on the existing modular plate & switch box including connections but excluding modular plate etc. as per specification.		
	5.4.1 5/6 amps one way switch	Each	69.00
	5.4.2 5/6 amps two way switch	Each	85.00
	5.4.3 Bell push	Each	80.00
	5.4.4 15/16 amp switch	Each	89.00
	5.4.5 3 pin 5/6 amp socket outlet	Each	96.00
	5.4.6 6 pin 15/16 amp socket outlet	Each	120.00
	5.4.7 6 pin 20 amp socket outlet	Each	144.00
	5.4.8 Fan regulator (one module size) electronic stepped type moving all rounds	Each	186.00
	5.4.9 Fan regulator (two module size) electronic stepped type moving all rounds	Each	223.00
	5.4.10 Plug Top (Deluxe type) 3 pin 5/6 Amps (For light plug).	Each	72.00
	5.4.11 Plug Top (Deluxe type) 3 pin 16 Amps (For power plug).	Each	85.00
	5.4.12 Plug Top (Deluxe type) 3 pin 25 Amps (For power plug).	Each	74.00
	5.4.13 RJ-45 {CAT6} socket outlet	Each	263.00
	5.4.14 RJ-45 {CAT6} LAN, I/O Box	Each	199.00
	5.4.15 Telephone socket outlet	Each	70.00
	5.4.16 T.V. antenna socket outlet	Each	74.00
	5.4.17 Computer Outlet Jack	Each	242.00
	5.4.18 25/32 amp A.C. Starter switch	Each	246.00
	5.4.19 SP MCB 25 amp	Each	250.00
	5.4.20 Ceiling rose 3 pin 5 amp	Each	40.00
	5.4.21 Pendent holder	Each	47.00
	5.4.22 Batten/ angle holder	Each	41.00
	5.5 Providing and fixing 16/32 amp DP surface switch with neon on suitable size wooden box including connection, testing etc. complete.	Each	152.00
43	5.6 Providing and fixing composite unit for computer points having modular type 1 No 6 pin 16 amp socket outlet, 1 No 16 amp switch, 3 Nos 3 pin 6 amp socket outlets, 3 Nos 6 amp switches, suitable G.I. box, base and cover plates, earthing the sockets and switch box including etc. as per specification.	Each	816.00

[Handwritten Signature]

SOR NO	Description	Unit	Rate
5.7	Supplying and fixing call bell/ buzzer suitable for single phase, 230 volts A.C. supply, complete as per specification.		
5.7.1	Ordinary (simple)		
5.7.2	Deluxe	Each	74.00
45	5.8 Providing and fixing following size FRLS PVC insulated, PVC sheathed, flexible copper conductor wire on the floor/ wall, or side of the table/ door etc. as per specification.	Each	107.00
5.8.1	0.5 sq. mm two core		
5.8.2	1.0 sq. mm two core	Metre	21.00
5.8.3	1.0 sq. mm three core	Metre	27.00
46	5.9 Providing and fixing round/ hexagonal fan box (125mm dia) depth 75mm (max.) with 12mm dia steel bar hook, 1.6mm thick MS sheet cover, in RCC slab etc. as per specification.	Metre	34.00
47	5.10 Providing and fixing fan hook made of 12mm dia steel bar in existing ceiling slab including cutting of roof, fixing hook above reinforcement on both side, repairing with cement mortar 1:2 (1 cement : 2 sand) etc. as per specification.	Each	42.00
48	5.11 Providing and fixing fan clamp made of 3mm thick MS flat on existing iron trusses/ girder including necessary bolts and nuts etc. as per specification.	Each	109.00
49	6.1 Supplying, installation, testing and commissioning of following sizes ceiling fan including wiring the down rods of standard length up to 30 cm with 1.5 sq. mm FRLS PVC insulated, copper conductor, single core cable, earthing etc. complete as required. P.F. should be greater than 0.9, with BEE Star rating from 3 star and above, IS: 374:2019 including all amendments.		
6.1.3	1200 mm sweep	Each	1697.00
6.1.4	1400 mm sweep	Each	1773.00
50	6.5 Supplying and fixing of wall/ cabin fan including connection etc. as per specification. P.F. should be greater than 0.9		
6.5.1	300 mm sweep	Each	1387.00
6.5.2	400 mm sweep	Each	2043.00
51	6.6 Supplying, installation, testing and commissioning of following sizes heavy duty (continuous running) 1400 rpm exhaust fan in existing opening in wall including earthing etc. complete as per specification. P.F. should be greater than 0.9		
6.6.1	300 mm sweep	Each	2446.00
6.6.2	380 mm sweep	Each	2858.00
6.6.3	450 mm sweep	Each	3976.00
52	6.8 Supplying, installation, testing and commissioning of following sizes fancy exhaust fan having built in louvers in existing opening in wall including earthing etc. complete as per specification. P.F. should be greater than 0.9		
6.8.1	225 mm sweep	Each	1161.00
6.8.2	300 mm sweep	Each	1270.00
53	6.17 Supplying, fixing, testing and commissioning of following LED lamps with inbuilt electronic driver heat sink and all other accessories in existing holder/ luminaries as per specification and P.F. should be greater than 0.9. LED chip efficacy ratio ≥ 100 lumens /watt.		
6.17.1	3 watt	Each	86.00
6.17.2	5 Watt	Each	112.00
6.17.3	7 Watt	Each	124.00
6.17.4	9 Watt	Each	143.00
6.17.5	12 Watt	Each	215.00
6.17.6	15 Watt	Each	249.00

[Handwritten Signature]

SOR NO	Description	Unit	Rate
54	17.7 18/20 Watt (LED Rod)	Each	266.00
	6.28 Supplying, installation, testing and commissioning of following 230/250 volts LED street light fitting with all accessories like driver, heat sink made of die cast aluminium with IP 66 protection and 15 KV surge protection on pole bracket, including connection, earthing, Separate housing for driver etc complete as per specification and P.F. should be greater than 0.9. LED chip efficacy ratio \geq 120 lumens /watt.		
	6.28.1 15 watt	Each	1186.00
	6.28.2 20 watt	Each	1362.00
	6.28.3 25 watt	Each	1539.00
	6.28.4 30 watt	Each	1891.00
	6.28.5 36 watt	Each	2359.00
	6.28.6 45 watt	Each	2729.00
	6.28.7 60 watt	Each	3622.00
	6.28.8 90 watt	Each	5531.00
	6.28.9 120 watt	Each	6844.00
	6.28.10 135 watt	Each	8088.00
	6.28.11 150 watt	Each	9347.00
	6.28.12 180 watt	Each	11086.00
	6.28.13 210 watt	Each	14057.00
	6.28.14 250 watt	Each	15846.00
55	6.29 Supplying of following 230/250 volts LED Flood light fitting with all accessories like driver, heat sink made of die cast aluminium with IP 66 protection and 15 KV surge protection on pole bracket, including connection, earthing, Separate housing for driver etc complete as per specification and P.A. should be greater than 0.9. LED chip efficacy ratio \geq 120 lumens /watt.		
	6.29.1 30 watt	Each	1891.00
	6.29.2 50 watt	Each	2855.00
	6.29.3 60 watt	Each	3529.00
	6.29.4 80 watt	Each	5199.00
	6.29.5 100watt	Each	6288.00
	6.29.6 120 watt	Each	7351.00
	6.29.7 150 watt	Each	9347.00
	6.29.8 180 watt	Each	11127.00
	6.29.9 200 watt	Each	13390.00
	6.29.10 250 watt	Each	15972.00
	6.29.11 300 watt	Each	17225.00
56	6.67 Supplying, installation, testing and commissioning of following RGBW LED Flood Light fitting (luminaries) IP 66 Rating, complete with electronic driver heat sink capacitor and all other accessories etc. as per specification.		
	6.67.1 60 watt	Each	9475.00
	6.67.2 120 watt	Each	17258.00
	6.67.3 180 watt	Each	25041.00
57	6.69 Supplying, installation, testing and commissioning of following LED fitting (luminaries) down lighters in round/ square shape shall be made up of Die Cast Powder coated housing complete with electronic driver ,heat sink and all other accessories on surface/ in false ceiling etc. as per specification. P.F. should be greater than 0.9 LED chip efficacy ratio \geq 100 lumens /watt and Total harmonic distortion (THD) of less than 10%.		
	6.69.1 6 Watt	Each	1586.00
	6.69.2 9 Watt	Each	1661.00
	6.69.3 12 Watt	Each	1888.00
	6.69.4 18/20 Watt	Each	2221.00
	6.69.5 26/28 Watt	Each	3581.00

[Signature] DG

SOR NO	Description	Unit	Rate	
6.76	Supplying , Installation, testing and commissioning of following type LED Driver having Constant Current Constant Voltage with voltage range of 150-270V AC. for Dimmable LED Street lights / Flood Lights, IP 65 by approved make as required.			
6.76.1	50 watt			
59	6.78	Supplying, installation , testing and commissioning of LED Bollard luminaire with Die-cast, polycarbonate diffuser, wattage not exceeding 18W, system lumen output-900lumen, Luminaire should be capable of operating at line voltage without any separate power supply from 100-277 V AC. Luminaire is sealed to IP65 protection. Luminaire should Be Compact with option of no up-light ,Colour as required	Each	1129.00
		Each	12439.00	
60	7.9	Providing and fixing metal clad, SP&N switch fuse unit (re-wirable), 230/250 volts, with porcelain re-wireble fuses including drilling holes on the board, connections, earthing the body etc. as per specification. (Thimbeling shall be paid separately).		
	7.9.1	32 amps		
	7.9.2	63 amps	Each	978.00
61	7.10	Providing and fixing metal clad, TP&N switch fuse unit (re-wirable), 415/500 volts, with porcelain re-wireble fuses including drilling holes on the board, connections, earthing the body etc. as per specification. (Thimbeling shall be paid separately).	Each	1762.00
	7.10.1	32 amps		
	7.10.2	63 amps	Each	926.00
	7.10.3	100 amps	Each	1915.00
	7.10.4	200 amps	Each	3493.00
62	9.3	Supplying and fixing on surface/ recess following way, 240 volts SP&N MCB distribution board consumer unit of sheet steel phosphatized and powder painted, complete with tinned copper busbar, neutral busbar, earth bar, din bar, detachable gland plate, including interconnections, earthing etc. as per specification. (But without MCB/RCCB/Isolator)	Each	5420.00
	9.3.1	2 + 4 way		
	9.3.2	2 + 8 way	Each	624.00
	9.3.3	2 + 12 way	Each	785.00
	9.3.4	2 + 16 way	Each	947.00
63	9.4	Supplying and fixing on surface/ recess horizontal type following way, 415 volts, TPN MCB distribution board of sheet steel phosphatized and powder painted, complete with tinned copper busbar, neutral busbar, earth bar, din bar, detachable gland plate, including interconnections, earthing etc. as per specification. (But without MCB/RCCB/Isolator)	Each	1033.00
	9.4.1	4 way Single door.		
	9.4.2	6 way Single door	Each	1317.00
64	9.10	Supplying and fixing SP MCB, 240 volts, 'B' curve, suitable for lighting and other loads in the existing MCB DB complete with connections, testing and commissioning etc. as per specification.	Each	1599.00
	9.10.1	6 amps to 32 amps		
	9.10.2	40 amps	Each	151.00
65	9.13	Supplying and fixing DP MCB, 240 volts, 'D' curve, suitable for inductive/ motor load in the existing MCB DB complete with connections, testing and commissioning etc. as per specification.	Each	313.00
	9.13.2	6 amps to 32 amps		
	9.13.3	40 amps	Each	428.00
	9.13.4	50 amps	Each	698.00
	9.13.5	63 amps	Each	688.00
			Each	688.00

[Signature]

Sl. NO	Description	Unit	Rate
14	Supplying and fixing TP MCB, 440 volts, 'C' curve, suitable for lighting and other loads in the existing MCB DB complete with connections, testing and commissioning etc. as per specification.		
9.14.1	0.5 amps to 5 amps	Each	876.00
9.14.2	6 amps to 32 amps	Each	667.00
9.14.3	40 amps	Each	994.00
9.14.4	50 amps	Each	996.00
9.14.5	63 amps	Each	996.00
67	9.19 Supplying and fixing following rating, 240 volts TWO POLE ISOLATOR in the existing MCB DB complete with connections, testing and commissioning etc. as per specification.		
9.19.1	25 amps	Each	221.00
9.19.2	40 amps	Each	264.00
9.19.3	63 amps	Each	337.00
68	9.20 Supplying and fixing following rating, 415 volts, FOUR POLES, ISOLATOR in the existing MCB DB complete with connections, testing and commissioning etc. as per specification.		
9.20.1	40 amps	Each	568.00
9.20.2	63 amps	Each	621.00
9.20.3	100 amps	Each	647.00
69	10.7 Providing and fixing metal clad, 4 pole, on load change over switch unit (with sheet steel enclosure), 415/500 volts, in cubicle panel including drilling holes on the board, connections, earthing the body, testing and commissioning etc. as per specification. (Connecting lead if required shall be paid separately)		
10.7.1	63 amps	Each	5283.00
10.7.2	100 amps	Each	6726.00
70	10.22 Providing and fixing following Time switch (timer) in existing panel including connection, testing and commissioning as per specification.		
10.22.1	Digital type	Each	1901.00
10.22.2	Analog type	Each	2525.00
10.22.3	Astronomical type with year programmed	Each	3461.00
71	12.1 Earthing with G.I. earth pipe 4.5 metre long, 40 mm dia including accessories, and providing masonry enclosure with cover plate having locking arrangement and watering pipe etc. with charcoal and salt as per specification and IS Code 3043: 1987(R 2016)	Set	3243.00
72	12.2 Earthing with G.I. earth plate 600 mm X 600 mm X 6 mm thick including accessories, and providing masonry enclosure with cover plate having locking arrangement and watering pipe, with charcoal and salt as per specification and IS Code 3043: 1987(R 2016)	Set	3734.00
73	12.17 Providing and fixing 6 SWG dia G.I. wire on surface or in recess for loop earthing as per specification.	Metre	38.00
74	12.18 Providing and fixing 6 SWG dia G.I. wire on surface or in recess for loop earthing along with existing surface/ concealed conduit/ submain wiring/ cable as per specification.	Metre	19.00
75	12.19 Providing maintenance free earthing with following size GI pipe including making bore pit of minimum 150mm dia, providing and laying approved make Earthing Electrode of Pipe-in-Pipe technology as per IS 3043(R 2016) -1987 made of corrosion free G.I. Pipes having outer pipe of 80mm dia and inner pipe of 50mm dia and filling with specified qty highly conductive compound around pipe and above that with soft soil in bore pit complete and providing masonry enclosure with cover plate having locking arrangement and watering pipe etc. as per specification.		
12.19.1	With 3 metre long GI Pipes and 50 kg back filling compound.	Each	10955.00

Handwritten signature

SOR NO	Description	Unit	Rate
12.19.2	With 2 metre long GI Pipes and 25 kg back filling compound.	Each	8222.00
76	12.20 Excavation for foundation in soft soil/hard soil including dressing of sides and ramming of bottoms, lifting and getting out the excavated soil and disposal of surplus excavated soil as directed, within a lead of 50 metres	Cum	168.00
77	14.5 Supplying and fixing G.I. pipe along with wall or pole/ support with 2 Nos MS clamps for protection of under ground cable in approved manner including bolts and nuts or metal dash fasteners complete as per specification.		
	14.5.1 32 mm dia	Metre	295.00
	14.5.2 40 mm dia	Metre	359.00
	14.5.3 50 mm dia	Metre	403.00
	14.5.4 65 mm dia	Metre	498.00
	14.5.5 80 mm dia	Metre	625.00
	14.5.6 100 mm dia	Metre	953.00
78	15.1 Supplying and laying following sizes one number FRLS PVC insulated/XLPE, PVC sheathed, steel armoured, aluminium conductor power cable of 1.1 KV grade direct in ground at a depth not less than 40 cm and upto 90 cm including excavation, sand cushioning, protective covering and refilling the trench etc as per specification, IS: 1554 (1988, Part 1) / IS: 7098 (1988, Part 1).		
	15.1.1 2 x 4 sq. mm	Metre	249.00
	15.1.2 2 x 6 sq. mm	Metre	252.00
	15.1.3 2 x 10 sq. mm	Metre	256.00
	15.1.22 4 x 10 sq. mm.	Metre	293.00
	15.1.23 4 x 16 sq. mm.	Metre	300.00
	15.1.24 3.5 x 25 sq. mm.	Metre	315.00
79	15.3 Supplying and laying following sizes one number FRLS PVC insulated /XLPE, PVC sheathed, steel armoured, aluminium conductor power cable of 1.1 KV grade in existing RCC/ HUME/ STONEWARE/ METAL/ HDPE pipe as per specification, IS: 1554 (1988, Part 1) / IS: 7098 (1988, Part 1).		
	15.3.1 2 x 4 sq. mm	Metre	69.00
	15.3.2 2 x 6 sq. mm	Metre	74.00
	15.3.3 2 x 10 sq. mm	Metre	82.00
	15.3.22 4 x 10 sq. mm.	Metre	95.00
	15.3.23 4 x 16 sq. mm.	Metre	103.00
	15.3.11 3.5 x 25 sq. mm.	Metre	117.00
80	15.4 Supplying and laying following sizes one number FRLS PVC insulated /XLPE, PVC sheathed, steel armoured, aluminium conductor power cable of 1.1 KV grade in existing masonry open duct as per specification, IS: 1554 (1988, Part 1) / IS: 7098 (1988, Part 1).		
	15.4.1 2 x 4 sq. mm	Metre	61.00
	15.4.2 2 x 6 sq. mm	Metre	66.00
	15.4.3 2 x 10 sq. mm	Metre	74.00
	15.4.22 4 x 10 sq. mm.	Metre	87.00
	15.4.23 4 x 16 sq. mm.	Metre	94.00
	15.4.11 3.5 x 25 sq. mm.	Metre	109.00
81	15.8 Supplying and laying following sizes one number FRLS PVC insulated/ XLPE, PVC sheathed, unarmoured, aluminium conductor power cable of 1.1 KV grade on surface/ existing cable tray with 1 mm thick GI saddle as per specification, IS: 1554 (1988, Part 1) / IS: 7098 (1988, Part 1).		
	15.8.1 2 x 4 sq. mm	Metre	86.00
	15.8.2 2 x 6 sq. mm	Metre	90.00
	15.8.3 2 x 10 sq. mm	Metre	94.00
	15.8.4 2 x 16 sq. mm	Metre	99.00
	15.8.5 2 x 25 sq. mm	Metre	103.00

SOR NO	Description	Unit	Rate
15.8.6	2 x 35 sq. mm	Metre	122.00
15.8.13	4 x 10 sq. mm.	Metre	115.00
15.8.14	4 x 16 sq. mm.	Metre	122.00
15.8.15	3.5 x 25 sq. mm.	Metre	137.00
82	15.11 Supplying and hanging following sizes one number FRLS PVC insulated /XLPE, PVC sheathed, steel armoured, aluminum conductor power cable of 1.1 KV grade on GI bearer wire (blinded at every metre) including cost of bearer wire complete as per specification, IS: 1554 (1988, Part 1) / IS: 7098 (1988, Part 1).		
	15.11.1 2 x 4 sq. mm. on 8 SWG GI bearer wire	Metre	91.00
	15.11.2 2 x 6 sq. mm. on 8 SWG GI bearer wire	Metre	95.00
	15.11.3 2 x 10 sq. mm. on 8 SWG GI bearer wire	Metre	103.00
	15.11.4 2 x 16 sq. mm. on 8 SWG GI bearer wire	Metre	111.00
	15.11.5 2 x 25 sq. mm. on 8 SWG GI bearer wire	Metre	112.00
	15.11.18 4 x 10 sq. mm. on 8 SWG GI bearer wire	Metre	128.00
	15.11.19 4 x 16 sq. mm. on 8 SWG GI bearer wire	Metre	136.00
	15.11.11 3.5 x 25 sq. mm. on 8 SWG GI bearer wire	Metre	161.00
83	15.23 Supplying and making end termination with brass compression gland and aluminum lugs for following size armoured aluminum conductor power cable of 1.1 KV grade as per specification. .		
	15.23.1 2 X 4 sq. mm (16 mm)	Each	91.00
	15.23.2 2 X 6 sq. mm (16 mm)	Each	92.00
	15.23.3 2 X 10 sq. mm (19 mm)	Each	94.00
	15.23.4 2 X 16 sq. mm (19 mm)	Each	95.00
	15.23.5 2 X 25 sq. mm (22 mm)	Each	98.00
	15.23.23 4 X 10 sq. mm (22 mm)	Each	98.00
	15.23.24 4 X 16 sq. mm (22 mm)	Each	101.00
	15.23.25 4 X 25 sq. mm (25 mm)	Each	104.00
	15.23.26 4 X 35 sq. mm (28 mm)	Each	124.00
84	15.28 Supplying, fixing and cramping suitable size and all type aluminium ferule/ lugs to following size 1.1 KV grade power cable core / lead, pressed with high pressure cramping tool including connection to switch gear/ MCCB etc as per specification. .		
	15.28.1 6 sq. mm	Each	18.00
	15.28.2 10 sq. mm	Each	18.00
	15.28.3 16 sq. mm	Each	19.00
	15.28.4 25 sq. mm	Each	22.00
	15.28.5 35 sq. mm	Each	20.00
	15.28.6 50 sq. mm	Each	21.00
85	19.3 Supply of swaged steel tubular pole as per IS 2713 with base plate of size 300x300x6mm welded at bottom, necessary hole for cable entry and earthing stud welded at specified height including painting with one coat of red oxide zinc chromate primer.		
	19.3.1 Designation 410 SP-2 height 7.00 metre	Each	5727.00
	19.3.2 Designation 410 SP-5 height 7.50 metre	Each	6180.00
	19.3.3 Designation 410 SP-8 height 7.50 metre	Each	7993.00
	19.3.4 Designation 410 SP-11 height 8.00 metre	Each	6489.00
	19.3.5 Designation 410 SP-14 height 8.00 metre	Each	8590.00
	19.3.6 Designation 410 SP-17 height 8.50 metre	Each	6942.00
	19.3.7 Designation 410 SP-20 height 8.50 metre	Each	8899.00
	19.3.8 Designation 410 SP-23 height 8.50 metre	Each	11372.00

[Signature]

SOR NO	Description	Unit	Rate
19.3.9	Designation 410 SP-26 height 9.00 metre	Each	7168.00
19.3.10	Designation 410 SP-30 height 9.00 metre	Each	10219.00
19.3.11	Designation 410 SP-32 height 9.00 metre	Each	11825.00
86	19.4 Supply of GI PIPE POLE made of "B" class GI pipe making necessary hole for cable entry and providing earthing stud (welded at specified height) including painting with one coat of red oxide zinc chromate primer.		
	19.4.1 50 mm dia	Metre	398.00
	19.4.2 65 mm dia	Metre	498.00
	19.4.3 80 mm dia	Metre	632.00
	19.5 Providing and welding M.S. base plate of size 300x300x3mm at bottom of GI/MS pipe pole.	Each	166.00
87	19.6 Supply of hot dipped galvanized (in single dip to minimum 75 micron) octagonal pole made of 3mm thick steel grade E-350 sheet having window and flush cover with locking arrangement at suitable height from base for cable termination block, pole suitably reinforced with welded steel section at window cut section to make the strength of pole unaffected, with following minimum specifications with 4 way terminal connector including 3mm thick anchor plate, 4 nos 16mm dia foundation bolts of EN8 grade, and as per IS 2062 & BS EN: 10025 . (designed for wind speed upto 180km/hr, IS: 875 Part 3)		
	19.6.1 3 metre high, dia 130mm at bottom and 75mm at top, base plate size 200x200x12mm, foundation bolts 450mm long	Each	4742.00
	19.6.2 4 metre high, dia 130mm at bottom and 75mm at top, base plate size 200x200x12mm, foundation bolts 450mm long	Each	5942.00
	19.6.3 5 metre high, dia 130mm at bottom and 75mm at top, base plate size 200x200x12mm, foundation bolts 600mm long	Each	6708.00
88	19.7 Supply of hot dipped galvanized (in single dip to minimum 75 micron) octagonal pole made of 3mm thick steel grade E-350 sheet having window and flush cover with locking arrangement at suitable height from base for cable termination block, pole suitably reinforced with welded steel section at window cut section to make the strength of pole unaffected, with following minimum specifications with 4 way terminal connector including 3mm thick anchor plate, 4 nos 20mm dia foundation bolts of EN8 grade, and as per IS 2062 & BS EN: 10025 . (designed for wind speed upto 180km/hr, IS: 875 Part 3)		
	19.7.1 6 metre high, dia 130mm at bottom and 90mm at top, base plate size 220x220x12mm, foundation bolts 600mm long	Each	7365.00
	19.7.2 7 metre high, dia 130mm at bottom and 90mm at top, base plate size 220x220x12mm, foundation bolts 700mm long	Each	10938.00
	19.7.3 8 metre high, dia 135mm at bottom and 90mm at top, base plate size 225x225x16mm, foundation bolts 750mm long	Each	11853.00
89	19.8 Supply of hot dipped galvanized (in single dip to minimum 75 micron) octagonal pole made of 3mm thick steel grade E-350 sheet having window and flush cover with locking arrangement at suitable height from base for cable termination block, pole suitably reinforced with welded steel section at window cut section to make the strength of pole unaffected, with following minimum specifications with 4 way terminal connector including 4mm thick anchor plate, 4 nos 24mm dia foundation bolts of EN8 grade, and as per IS 2062 & BS EN: 10025 . (designed for wind speed upto 180km/hr, IS: 875 Part 3)		
	19.8.1 9 metre high, dia 155mm at bottom and 90mm at top, base plate size 260x260x16mm, foundation bolts 750mm long	Each	13974.00



SOR NO	Description	Unit	Rate
19.9	Supply and fixing following street light pole bracket on existing pole made out of 50 mm dia MS "B" class pipe welded to 300 mm long MS pole canopy of suitable dia at a angle of 102.50 including having MS triangular stiffener of size 150 X 50 X 5 mm thick, making arrangement for tightening the bracket with pole by providing suitable size heavy duty nuts and bolts in canopy, painting with one coat of approved steel primer etc. as per specification.		
19.9.1	Single Over Hang 0.75 metre Long		
19.9.2	Single Over Hang 1.00 metre Long	Each	963.00
19.9.3	Single Over Hang 1.50 metre Long	Each	1057.00
19.9.4	Single Over Hang 2 metre Long	Each	1233.00
19.9.5	Double Over Hang 0.75 metre Long	Each	1448.00
19.9.6	Double Over Hang 1.00 metre Long	Each	1355.00
19.9.7	Double Over Hang 1.50 metre Long	Each	1509.00
91	19.10 Erection of STEEL TUBULAR or "H" BEAM/ ISMB pole in cement concrete 1:3:6 (1 cement : 3 coarse sand : 6 graded stone aggregate 40 mm nominal size) foundation and cement concrete collar of size 0.4 metre dia and 0.50 metre height from ground level including excavation and refilling etc. as per specification of length:	Each	1869.00
	19.10.1 Upto 3.0 metre		
	19.10.2 3.5 metre to 5.0 metre	Each	1497.00
	19.10.3 5.0 metre to 6.5 metre	Each	1681.00
	19.10.4 7 metre to 10 metre	Each	1854.00
92	19.11 Erection of GI octagonal/ tubular/conical pole on existing cement concrete foundation having grouted bolts and nuts, aligning in true vertical position as per specification.	Each	2610.00
	19.11.1 3 metre high		
	19.11.2 4 metre high	Each	509.00
	19.11.3 5 metre high	Each	604.00
	19.11.4 6 metre high	Each	698.00
	19.11.5 7 metre high	Each	805.00
	19.11.6 8 metre high	Each	850.00
	19.11.7 9 metre high	Each	924.00
93	19.12 Designing and providing suitable RCC foundation in Cement Concrete 1:2:4 (1 cement: 2 coarse sand: 4 graded stone aggregate 20 mm nominal size) for 3 metre to 12 metre high GI octagonal pole including steel reinforcement form work, embedding 2 nos 50mm dia PVC pipe for cable entry in each foundation, excavation disposal of surplus soil and curing etc. as per specification.	cum	5219.00
94	19.13 Providing and making suitable CC pole collar (muffing) in Cement Concrete 1:3:6 (1 cement: 3 coarse sand: 6 graded stone aggregate 20 mm nominal size) of size 0.4 m dia and 0.4 m height from existing CC foundation.	Each	251.00
95	19.14 Erection of steel tubular or "H beam POLE STRUT in cement concrete 1:3:6 (1 cement : 3 coarse sand : 6 graded stone aggregate 40 mm nominal size) foundation including excavation and refilling and securing with holding clamps, bolts and nuts etc. as per specification:	Each	2975.00
96	19.15 Supplying and fixing of 32mm dia x 2 metre long G.I pipe (light) bracket for mounting street light fittings of all types on poles including bending the pipe to the required shape, 2 Nos 40x3mm flat iron clamps with bolts and nuts including wiring with 1.5 sq. mm W.P /PVC wire etc. as per specification.	Each	902.00

[Signature]

OR NO	Description	Unit	Rate	
19.16	Supplying and fixing water tight terminal box made of 1.6mm thick M.S. sheet with detachable gland plate in bottom, hinged front open able cover, rubber gasket, having .1 Nos 4way connector and 1 No SPMCB inside the box for cable connection, fixed to pole with 2 Nos clamp made from 40x3mm M.S. flat with 2 No nut bolt dully painted with 2 coat of red oxide paint and 2 coat aluminium paint complete as per specification.			
19.16.1	20x15x15 cms.	Each	699.00	
19.16.2	30x20x15 cms.	Each	815.00	
98	19.17	Supplying and fixing PVC water tight terminal box of approved make and brand with detachable gland plate in bottom, hinged front openable cover, rubber gasket, having 1 Nos 4way connector and 1 No SPMCB inside the box for cable connection, fixed to pole with 2 Nos clamp made from 25x3mm GI flat with 2 No GI nuts bolts complete as per specification.		
	19.17.1	250x200x125 mm for single phase	Each	849.00
	19.17.2	300x200x125 mm for 3 phase	Each	989.00
99	19.19	Supplying erection testing and commissioning of hot dipped galvanised (single dip 86 micron) 16 metre High mast pole on existing RCC foundation with all accessories and equipments, detailed as below to withstand wind pressure upto 180km/hr and minimum following specifications: a) HM shaft made of not more than 2 sections of suitable lengths with telescopic stressfit joints between sections without any circumpherencial welding, sheet thickness 4mm top and bottom sections, nominal dia 460mm on bottom and 150 mm on top, base flange 25mm thick 670mm dia, PCD of foundation bolts 650mm. b) Double drum winch for lowering & raising of lantern carriage on high mast with operatable with power tool/ manual handle attachment with a torque limiting device for safe locking of carriage. c) Raising/lowering type lantern carriage designed to carry specified nos of luminaries, control gear box, junction box. d) Top pulley assemble with weather proof cover. e) 3 Nos suitable length and size stainless steel wire ropes (minimum 6mm dia and 7/19 construction) for lowering & raising of lantern carriage. f) Suitable size and length multicore flexible copper power trailing cable (minimum 3 core 4 sqmm) g) Hinged service door in base section h) Base plate earthing terminal. i) Suitable arrangement for supply distribution with termination of suitable size underground cable in high mast. j) Lightning conductor finial made of 25mm dia 300 mm long G.I. tube having single prong. k) Anchor plate of size 840x840x6mm, tem-plates 3mm thick, GI foundation bolts 8 Nos of 30 mm dia 850 mm long (EN 8 Grade) along with nuts washers etc.(RCC fooundation and luminaries will be paid separately)	Each	233700.00



SOR NO	Description	Unit	Rate
101	<p>19.20 Supplying erection testing and commissioning of hot dipped galvanised (single dip 86 micron) 20 metre High mast pole on existing RCC foundation with all accessories and equipments, detailed as below to withstand wind pressure upto 180km/hr and minimum following specifications:</p> <p>a) HM shaft made of not more than 2 sections of suitable lengths with telescopic stressfit joints between sections without any circumferencial welding, sheet thickness 4mm top and bottom sections, nominal dia 460mm on bottom and 150 mm on top, base plate 30mm thick 670mm dia, PCD of foundation bolts 650mm.</p> <p>b) Double drum winch for lowering & raising of lantern carriage on high mast with operatable with power tool/ manual handle attachment with a torque limiting device for safe locking of carriage.</p> <p>c) Raising/lowering type lantern carriage designed to carry specified nos of luminaries, control gear box, junction box.</p> <p>d) Top pulley assemble with weather proof cover.</p> <p>e) 3 Nos suitable length and size stainless steel wire ropès (minimum 6mm dia and 7/19 construction) for lowering & raising of lantern carriage.</p> <p>f) Suitable size and length multicore flexible copper power trailing cable (minimum 3 core 4 sqmm)</p> <p>g) Hinged service door in base section</p> <p>h) Base plate earthing terminal.</p> <p>i) Suitable arrangement for supply distribution with termination of suitable size underground cable in high mast.</p> <p>j) Lightning conductor finial made of 25mm dia 300 mm long G.I. tube having single prong.</p> <p>k) Anchor plate of size 840x840x6mm, tem-plates 3mm thick, GI foundation bolts 8 Nos of 30 mm dia 850 mm long (EN 8 Grade) along with nuts washers etc.(RCC fooundation and luminaries will be paid separately)</p>	Each	266510.00
101	<p>19.23 Designing and providing suitable and approved size RCC foundation for 12-30 mere high mast including seel reinforcement form work, embedding 2 nos 50mm dia PVC pipe for cable entry in each foundation, excavation disposal of surplus soil and curing etc. as required including laying and fixing HM foundation bolts with tam plates but excluding the cost of foundation bolts with tam plates etc complete as per specification</p>	cum	5219.00
102	<p>19.24 Painting of following height steel tubular poles with two coat of approved colour and shade synthetic enamel paint including cleaning the surface as per specification:</p>		
	19.24.1 upto 6 metre	Each	111.00
	19.24.2 Above 6 metre and upto 8 metre	Each	179.00
	19.24.3 Above 8 metre and upto 10 metre	Each	265.00
103	<p>24.1 Supplying of approved make window type Air Conditioner unit as per specification.</p>		
	24.1.3 1.0 ton capacity 3000 kcal / hr (5 star).	Each	24087.00
	24.1.4 1.5 ton capacity 4500 kcal / hr (5 star).	Each	27770.00
104	<p>24.2 Installation of window type Air Conditioner unit in existing window/ opening including providing and fixing necessary good quality wooden support frame of size 38 mm x 75 mm and 12mm ply wood to cover left out space of window, testing and commissioning etc, as per specification.</p>	Each	567.00
105	<p>24.3 Supplying of approved make split type Air Conditioner unit with cooling unit (copper coil) and condensing unit (copper coil) including 5 years compressor warranty and standard length of upto 3 metre of copper piping with insulation, etc complete as per specification:</p>		

Handwritten signature

SOR NO	Description	Unit	Rate
24.3.4	1.0 ton split type capacity 3000 kcal / hr (5 star).	Each	32871.00
24.3.5	1.5 ton split type capacity 4500 kcal / hr (5 star).	Each	39238.00
24.3.6	2.0 ton Cassette split type capacity 6000 kcal / hr.	Each	83500.00
106	24.4 Installation of split type Inverter/Non Inverter Air Conditioner unit, cooling unit on wall inside and condensing unit on out side wall/ ceiling/ floor at desired locations with existing standard length of copper piping with insulation and power cable including providing and fixing necessary good quality powder coated MS frame etc complete as per specification. (Extra length of copper piping and power cable shall be paid extra on linear basis)		
107	29.8 Dismantling the all sizes outdoor lighting luminaries from steel poles with accessories including shifting of dismantled material to department store.	Each	39.17
108	29.9 Dismantling the existing armoured / unarmoured power cable from surface including recoiling of dismantled cable and shifting to department store.		
	29.9.1 Upto 35 sqmm	Metre	2.11
109	29.13 Dismantling of angle iron board/ cubical panel including repairing the wall, shifting of dismantled material to department store. (front area to be measured)	sqm	168.63
110	29.14 Dismantling of steel pole, R. S. joist, girder pole from the cement concrete foundation with bracket, insulators, stay wires etc, refilling the pit upto ground level including shifting of dismantled material to department store.	Each	784.74
111	31.1 Rewinding of ceiling fan by copper enameled wire of suitable gauge including all other required material i.e. insulation varnish, connection leads, oiling greasing etc complete with testing including dismantling & refitting of fan at site. (old copper wire will become the property of contractor)		
	31.1.1 48" (1200 mm sweep)	Each	349.00
	31.1.2 56" (1400 mm sweep)	Each	361.00
112	31.2 Rewinding of Ex-Fan motor by copper enameled wire of suitable gauge including all other required material i.e. insulation varnish, connection leads, oiling greasing etc complete with testing including dismantling & refitting of fan at site. (old copper wire will become the property of contractor)		
	31.2.1 12" (300mm) Ex. Fan	Each	384.00
	31.2.2 15" (380mm) Ex. Fan	Each	402.00
	31.2.3 18" (450mm) Ex. Fan	Each	432.00
113	31.3 Cleaning, overhauling, servicing of ceiling/ Exhaust / wall bracket fan including greasing/ oiling, replacement of safety pins, check nuts, lock nut, nut bolts etc. making perfect alignment including dismantling and refitting at site as per specification.	Each	97.00
114	31.4 Replacement of defective ball bearing by approved make of suitable size bearing of all size of ceiling fan during overhauling as per specification.	Each	60.00
115	31.5 Replacement of defective ball bearing by approved make of suitable size bearing of all size of ceiling fan including dismantling, disassembling, assembling and refitting as per specification.	Each	80.00
116	31.6 Replacement of defective ball bearing by approved make of suitable size bearing of all size of exhaust fan etc as per specification.	Each	65.00
117	31.7 Replacement of defective ball bearing by approved make of suitable size bearing of all size of exhaust fan including dismantling, disassembling, assembling and refitting as per specification.	Each	84.00
118	31.11 Painting of following height steel tubular poles with two coat of enamel paint of approved brand and colour including cleaning the surface as per specification:		
	31.11.1 upto 6 metre	Each	91.00
	31.11.2 Above 6 metre and upto 8 metre	Each	170.00

[Handwritten Signature]

NO	SOR NO	Description	Unit	Rate
	31.11.3	Above 8 metre and upto 10 metre	Each	233.00
119	31.12	Painting of following height steel tubular poles with two coat of aluminium paint of approved brand including cleaning the surface as per specification:		
	31.12.1	upto 6 metre	Each	126.00
	31.12.2	Above 6 metre and upto 8 metre	Each	193.00
	31.12.3	Above 8 metre and upto 10 metre	Each	281.00
120	6.94	Supplying, installation, testing and commissioning of following LED Strip Light fitting complete with Electronic Driver, Heat sink and all other accessories, including connection, earthing etc complete as per specification and P.F. should be greater than 0.9. LED chip efficacy ratio \geq 100 lumens /watt. IP-65		
	6.94.1	7 Watt per Metre White /Warm White /Red /Blue /Pink / Yellow/Green Coloured	Metre	411.00
	6.94.2	14 Watt per Metre White /Warm White /Red /Blue /Pink / Yellow/Green Coloured	Metre	544.00
121	6.95	Supplying, installation, testing and commissioning of following LED Strip Light fitting complete with Electronic Driver Heat sink Capacitor and all other accessories, including connection, earthing etc complete as per specification and P.F. should be greater than 0.9. LED chip efficacy ratio \geq 100 lumens /watt. IP-65		
	6.95.1	7 Watt per Metre RGB Coloured	Metre	454.00
	6.95.2	14 Watt per Metre RGB Coloured	Metre	723.00

Sub Engineer,
Municipal Corporation,
Korba (C.G.)


Asstt. Engineer,
Municipal Corporation,
Korba (C.G.)


Executive Engineer,
Municipal Corporation,
Korba (C.G.)