

# कार्यालय, नगर पालिक निगम, कोरबा (छत्तीसगढ़)

फा.क. 231/2025

सिस्टम टेंडर नं.172076

कोरबा दिनांक 15.07.2025

## द्वितीय ई-निविदा आमंत्रण सूचना

कार्यालय नगर पालिक निगम, कोरबा द्वारा लोक निर्माण विभाग एकीकृत पंजीयन प्रणाली अंतर्गत सक्षम श्रेणी में पंजीकृत ठेकेदारों से प्रमुख अभियंता लोक निर्माण विभाग, रायपुर द्वारा भवन कार्य हेतु दिनांक 01.01.2015 एवं विद्युत हेतु 01.06.2020 से प्रभावशील दर अनुसूची पर (निविदा खुलने के दिनांक तक समस्त संशोधनों के साथ शेड्यूल अनुसार प्रतिशत दर पर ई-प्रोक्चरमेंट (E-Tendering) के माध्यम से निविदा प्रपत्र Form-A में निविदा आमंत्रित की जाती है:-

1. फिजिकल सबमिशन लिफाफा प्राप्त होने की अंतिम तिथि — 04.08.2025 सायंकाल से 3.00 बजे तक
2. निविदा खुलने की अंतिम तिथि — 04.08.2025 सायंकाल 4.00 बजे से

क.	कार्य का नाम	प्राक्कलन राशि (लाख में)	धरोहर राशि (FDR/TDR)	कार्यावधि	निविदा प्रतिभागी शुल्क (डिमांड ड्राफ्ट)	ठेकेदार का वर्ग	निविदा खुलने की तिथि
1	वार्ड क. 10 अंतर्गत स्थित शा.प्रा. शाला बरबसपुर में नवीन भवन का निर्माण कार्य (जि.ख.न्या. मद)	16.95	12750/-	04 माह	750/-	वर्ग डी एवं प्रवर श्रेणी	04.08.2025 से .....

शर्त:-

1. निविदा दरे प्रचलित सी.एस.आर.से कम या अधिक प्रतिशत दरों पर दिया जावे सी.एस.आर.के अंतर्गत के आयटमों पर पृथक से आयटम दरों का उल्लेख करने पर निविदा निरस्त मानी जावेगी
2. जिन ठेकेदारों द्वारा नगर पालिक निगम (साडा) के किसी ठेके के कार्य में अनुबंध के अनुरूप कार्य न किया गया हो अथवा नगर पालिक निगम (साडा) के हित के विरुद्ध कार्य किया गया हो उन्हें निविदा भरने की पात्रता नहीं होगी।
3. इच्छुक ठेकेदारों को उचित वर्ग में पंजीयन की प्रमाणित प्रतिलिपि यदि साझेदारी फर्म हो तो उसका प्रमाण पत्र (पार्टनरशिप डीड) की सत्य प्रतिलिपि, उपलब्ध तकनीकी अमले की जानकारी, विगत 3 वर्षों का आयकर चुकता प्रमाण पत्र, पेन नम्बर, जी.एस.टी. पंजीयन प्रमाण पत्र एवं अमानत राशि के FDR/TDR की प्रति ऑनलाईन अपलोड करना अनिवार्य होगा, प्रशिक्षित यंत्री नियुक्त करने संबंधी प्रमाण पत्र, कर्मचारी भविष्य निधि रायपुर से पंजीकरण का कोड, निविदा प्रतिभागी शुल्क का डिमांड ड्राफ्ट एवं धरोहर राशि FDR/TDR, शपथपत्र का स्कैन कापी ऑन लाईन सिस्टम पर अपलोड करना अनिवार्य होगा।
  - अमानत राशि का वैध FDR/TDR, निविदा प्रतिभागी शुल्क का डिमांड ड्राफ्ट एवं निर्धारित प्रारूप में शपथ पत्र की मूल प्रति लिफाफा में कार्य का नाम एवं अन्य विवरण अंकित कर केवल स्पीड पोस्ट/रजिस्टर्ड डाक के माध्यम से आयुक्त, नगर पालिक निगम, कोरबा साकेत भवन, आई.टी.आई.चौक रामपुर कोसाबाड़ी पिन- 495677 कोरबा के पते पर भेजना होगा। निर्धारित तिथि को सायं 03:00 बजे के पश्चात् फिजिकल सबमिशन लिफाफा स्वीकार नहीं किया जायेगा।
  - निविदाकार को प्रत्येक निविदा में पंजीयन क्षमता के अंतर्गत वर्तमान में नगर निगम या अन्य विभागों में उनके द्वारा किये जा रहे कार्यों का विवरण राशि सहित मूलप्रति में निर्धारित प्रारूप में वैध शपथपत्र (राशि रु. 100/- नॉनज्यूडिशियल स्टाम्प) निविदा आमंत्रण दिनांक के पश्चात का, निविदा क्रमांक एवं कार्य का नाम अंकित करना अनिवार्य होगा।
  - अमानत राशि का FDR/TDR एवं निविदा प्रतिभागी शुल्क का डिमांड ड्राफ्ट जो कि आयुक्त, नगर पालिक निगम, कोरबा के नाम पर देय हो प्रस्तुत करना अनिवार्य होगा।
4. सम्पूर्ण किये गये कार्यों के लिए प्रत्येक चल देयकों में से 5 प्रतिशत सुरक्षा राशि 01 वर्ष के लिए एवं मरम्मत एवं संधारण मद को छोड़कर शेष कार्यों में 5 प्रतिशत परफार्मेंस सिक्यूरिटी की गारंटी के रूप में से 03 वर्ष के लिए रोकी जावेगी। सुरक्षा राशि एवं परफार्मेंस गारंटी राशि वापसी हेतु समयावधि की गणना कार्य पूर्णता तिथि से किया जायेगा। उक्त समयावधि में निर्माण कार्य की भौतिक स्थिति सही होने तथा सक्षम प्राधिकारी के संतुष्टि के आधार पर भुगतान किया जायेगा।
5. जिन निविदाकारों द्वारा कर्मचारी भविष्य निधि संगठन एवं कर्मचारी राज्य बीमा निगम, रायपुर से पंजीयन कराकर कोड प्राप्त कर लिया हो वे निविदाकार ही निविदा हेतु पात्र होंगे।
6. निविदा में भाग लेने वाले ठेकेदारों को छ.ग. भवन और अन्य सन्निर्माण कर्मकार (नियोजन एवं सेवा शर्तों का विनियमन) अधिनियम 1996 एवं तदंतर्गत निर्धारित नियमों के तहत पंजीयन कराना आवश्यक होगा तथा निर्माण लागत का 1 प्रतिशत उपकर के रूप में प्रत्येक देयक से कटौती की जावेगी।
7. ईट से संबंधित निर्माण कार्यों में प्लाई एश ब्रिक का उपयोग किया जाना अनिवार्य होगा।
8. प्रयुक्त लोहा का बिल एवं टेस्ट रिपोर्ट तथा प्रयुक्त सीमेंट का बिल संलग्न करना अनिवार्य होगा।
9. निविदा दरों असामान्य कमी प्रतीत होने पर सफल निविदा दाता से अनुबंध के पूर्व एस.ओ.आर. एवं निविदा दर की अंतर की राशि के समतुल्य परफार्मेंस गारंटी के रूप में राष्ट्रीयकृत बैंक एफ.डी.आर., पोस्ट ऑफिस, टाईम डिपॉजिट अथवा एन.एस.सी. जो कि आयुक्त नगर पालिक निगम, कोरबा के नाम पर देय होगा जो मांग तिथि से 15 दिवस के भीतर जमा करना अनिवार्य होगा। उपरोक्त राशि समयावधि में जमा न करने की दशा में निविदा स्वमेव निरस्त मानी जावेगी।
10. निविदा अहस्तांतरणीय होगा एवं सशर्त निविदाओं पर विचार नहीं किया जावेगा।
11. निविदा प्रपत्र फार्म -ए की कंडिका 11 Price Adjustment (एस्कलेशन) देय नहीं होगा।
12. निविदा के संबंध में किसी प्रकार की विवाद होने की स्थिति में आयुक्त का निर्णय अंतिम एवं सर्वमान्य होगा।
13. निविदा स्वीकृत करने अथवा अस्वीकृत करने अथवा निरस्त करने का अधिकार नगर पालिक निगम के पास सुरक्षित रहेगा।
14. उपरोक्त निविदा सूचना की विस्तृत प्रति नगर पालिक निगम, कोरबा के साकेत भवन स्थित निर्माण शाखा से प्राप्त किये जा सकते हैं।
15. ठेकेदार द्वारा संपादित किए गए कार्यों के देयकों का भुगतान कार्य विशेष हेतु बजट आबंटन एवं राशि उपलब्ध होने पर किया जाएगा।
16. निविदा में सफल निविदाकार को ऐसे कार्य जिसकी अनुबंध राशि 10.00 लाख या उससे अधिक है, उनको प्रत्येक कार्यों हेतु पृथक से छ.ग. भवन और सन्निर्माण कर्मचार मण्डल का पंजीयन प्रमाण पत्र प्रस्तुत करना अनिवार्य होगा अन्यथा देयक भुगतान किया जाना संभव नहीं होगा।
17. कार्य क्रियान्वयन से संबंधित गुणवत्ता परीक्षण संबंधी रिपोर्ट पर होने वाले व्यय का वहन संबंधित ठेकेदार द्वारा किया जावेगा।
18. ठेकेदार को निर्माण कार्य के दौरान "निर्माण एवं अपशिष्ट प्रबंधन नियम 2016" में किये गए प्रावधानों का पालन करना अनिवार्य होगा।


प्रतिलिपि-

प्रोग्रामर, संचालनालय, नगरीय प्रशासन एवं विकास विभाग, रायपुर को uad.cg.gov.in में अपलोड करने हेतु प्रेषित।

कार्यपालक अभियंता  
नगर पालिक निगम  
कोरबा (छ.ग.)

**Date-Time Detail(s)**

Seq. No.	Nagar Nigam Stage	Contractor Stage	Start		Expiry		Remarks
			Date	Time	Date	Time	
1	Release Tender		14.07.2025	15.30	14.07.2025	15.30	Release Tender
2		Bid Submission	14.07.2025	15.30	31.08.2025	17.30	
3		Physical Document Submission	14.07.2025	15.30	04.08.2025	15.00	
4	Tender Open		04.08.2025	16.00	--	--	

  
**EXECUTIVE ENGINEER**  
**KORBA (CG)**  
For, Commissioner Korba (C.G.)



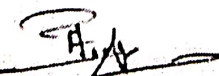
# OFFICE OF THE MUNICIPAL CORPORATION, KORBA (C.G.)


## DETAILED ESTIMATE

Name of Work - Dismantling of Old School Building At Govt. Primary School Barbaspur At Ward No -10

As per SOR - Schedule of Rates Public Works Department ( PWD BUILDING 01-01-2015)

Sno.	ITEM DESCRIPTION	N	L	B	H/D	Qty	Unit	Rate	Amount
1	10.42 Demolishing R C C work including stacking of steel bars and disposal of unserviceable material within 50 metro lead								
		12	0.20	0.40	4.20	4.03			
		1	98.20	0.20	0.30	5.89			
		2	98.20	0.20	0.20	3.93			
		1	19.50	7.50	0.12	17.55			
		1	19.50	0.60	0.10	1.17			
					Total	32.57	Cum	768.00	25015.30
2	10.45 Extra for scrapping cleaning and straitening reinforcement obtained on demolishing of R C C or R B work	1						2.10	7524.13
			3582.92			3582.92	kg		
3	16.3 Demolishing brick masonry including arches, stacking of serviceable material disposal of unserviceable material within 50 metres lead.								
	16.3.3 In cement mortar	1	96.5	0.2	4.8	92.64			
		1	55.1	0.2	0.8	8.816			
					Total	101.456	Cum	263.00	26682.93
4	16.26 Dismantling doors chowkhats with shutters (steel or wood) including architrave, hold fast etc complete and stacking within 50 metres lead	9				9	Each	100.00	900.00
5	16.27 Dismantling windows chowkhats with shutters (steel or wood) including architrave, hold fast etc complete and stacking within 50 metres lead	6				6	Each	66.50	399.00
5	16.31 Dismantling steel work in built-up section in angles, channels, flats I section and T-section including all gusset plates, bolts, nuts, cutting rivets, welding etc., including dismembering and stacking within 50 metres lead.	1	2	2.4	30	144	kg	1.00	144.00
6	16.38 Taking out stone/ concrete/wooden lintels from building masonry of doors windows or any other opening for thickness upto 15 cm.	4	20			80	Metre	73.00	5840.00
7	1.26 Carriage by mechanical transport upto 5 km lead.								
	1.26.3 Dismantled Building debris (Mulba)	1	134.03			134.03	cum	91.50	12263.56
As per SOR Total Estimate Amount Rs.									78768.92

  
 Sub Engineer  
 Municipal Corporation  
 Korba (C.G.)

  
 Asst. Engineer  
 Municipal Corporation  
 Korba (C.G.)



# OFFICE OF THE MUNICIPAL CORPORATION, KORBA (C.G.)

## DETAILED ESTIMATE

Name of Work : Construction of New School Building For Govt. Primary School Darbanpur At Ward No.-10.

Estimate No. - Schedule of Rates Public Works Department [ PWD BUILDING 01-01-2016]

Sl. No.	ITEM DESCRIPTION	N	L	B	H/D	Qty	Unit	Rate	Amount
1	Surface dressing of the ground including removing vegetation and making up undulations and inequalities not exceeding 15 cms in depth/ height including disposal of rubbish upto 1.5 m lift and lead upto 50m (at least 5m away from the dressed								
		1	22.00	12.00		264.00			
					Total	264.00	Sqm	7.20	1900.80
2	Excavation for all types and sizes of foundations, trenches and drains or for any other purpose including disposal of excavated stuff upto 1.5 m lift and lead upto 50m (at least 5m away from the excavated area), including dressing and leveling of pits								
	In all types of soils. ( Foundation )	18	1.50	1.50	1.50	60.75			
	Excavation below wall long	2	18.00	0.50	1.50	27.00			
	short	2	8.00	0.50	1.50	12.00			
		2	4.20	0.50	1.50	6.30			
		2	3.00	0.50	1.50	4.50			
	Dead Foundation	18	1.50	0.30	1.50	12.15			
	Step	1	3.00	0.90	0.10	0.27			
	Platform	1	1.10	0.30	0.10	0.03			
	ramp	1	4.00	0.30	0.10	0.12			
					Total	98.82	cum	185.00	18202.20
3	Providing and filling in plinth with sand/ Crusher dust and hard moorum under floor in layers not exceeding 20cm in depth consolidating each deposited layer by ramming and watering, including dressing etc. complete.								
		18	1.50	1.50	0.15	6.08			
	Excavation below wall	1	69.10	0.50	0.15	5.18			
	Excavation below wall long	2	18.00	0.50	0.15	2.70			
	short	2	8.00	0.50	0.15	1.20			
		2	4.20	0.50	0.15	0.63			
		2	3.00	0.50	0.15	0.45			
	Step	1	3.00	0.90	0.15	0.41			
	Platform	1	1.10	0.30	0.15	0.05			
	ramp	1	4.00	0.30	0.15	0.18			
	Class	3	6.00	4.50	0.15	12.15			
	Office	2	2.90	2.90	0.15	2.52			
	Verandah	1	12.00	3.00	0.15	5.40			
					Total	36.95	cum	371.00	13706.60
4	Filling from available excavated stuff (Excluding rock) in trenches, plinth, sides of foundation etc. in layers not exceeding 20cm in depth consolidating each deposited layer by ramming and watering with a lead upto 50.M and lift upto 1.5 M.								
		98.82		0.80		79.06	cum	65.00	5138.80



ITEM DESCRIPTION	N	L	B	H/D	Qty	Unit	Rate	Amount
5 Providing filling and compacting local earth (from approved source pit) in layer not exceeding 20cm in depth consolidating each deposited layer by ramming and watering, including dressing etc								
Class	2	6.00	4.50	0.70	37.80			
Office	1	2.90	2.90	0.70	5.89			
Verandah	1	9.10	1.80	0.70	11.47			
				Total	55.15	Cum	242.00	13347.03
6 Providing and laying nominal mix plain cement concrete with crushed stone aggregate using concrete mixer in all works upto plinth level excluding cost of form work.								
1 3 6 (1 cement 3 coarse sand 6 graded stone aggregate 40mm nominal size)								
	17	1.50	1.50	0.15	5.74			
Excavation below wall	1	69.10	0.30	0.15	3.11			
Step	1	3.00	0.90	0.15	0.41			
Platform	1	1.10	0.30	0.15	0.05			
ramp	1	4.00	0.30	0.15	0.18			
Class	2	6.00	4.50	0.15	8.10			
Office	1	2.90	2.90	0.15	1.26			
Verandah	1	12.00	2.90	0.15	5.22			
				Total	24.06	cum	2970.00	71467.11
7 Providing and fixing form work including centring, shuttering, strutting, staging, propping bracing etc complete and including its removal at all levels, for								
A Foundations, footings, bases of columns plinth beam, curtain wall in any shape and size and all type of wall below plinth level								
Foundations	56	1.40		0.30	23.52			
	56	0.80		0.20	8.96			
column upto plinth level	28	0.20		1.20	6.72			
	28	0.30		1.20	10.08			
	8	1.40		0.30	3.36			
	8	0.80		0.20	1.28			
	8	0.20		1.20	1.92			
	8	0.30		1.20	2.88			
plinth beam	2	18.00		0.30	10.80			
	2	8.00		0.30	4.80			
	2	4.20		0.30	2.52			
	2	3.00		0.30	1.80			
					78.64	sqm	139.00	10930.96
B Columns, Pillars, Piers and likes- rectangular or square in shape								
	28	0.20		4.20	23.52			
	28	0.30		4.20	35.28			
	8	0.20		4.20	6.72			
	8	0.40		4.20	13.44			
					78.96	sqm	297.00	23451.12
C Suspended floors, roofs, access platform, balconies (plain surfaces) and shelves (cast in situ)								



Sno	ITEM DESCRIPTION	N	L	B	H/D	Qty	Unit	Rate	Amount
		1	18.00	8.00		144.00			
						144.00	sqm	235.00	33840.00
D	Weather shade, chhajja, Cornices and mouldings								
		8	1.50	0.75		9.00			
		1	7.70	0.75		5.78			
						14.78	sqm	294.00	4343.85
E	Beams, lintels, cantilevers & walls								
	lintel beam	2	18.00		0.25	9.00			
		2	8.00		0.25	4.00			
		2	4.20		0.25	2.10			
		2	3.00		0.25	1.50			
	slab beam	2	8.00		0.30	4.80			
		2	4.20		0.30	2.52			
		2	3.00		0.30	1.80			
						25.72	sqm	202.00	5195.44
8	Providing and laying nominal mix reinforced cement concrete with crushed stone aggregate using concrete mixer in all works upto plinth level excluding cost of form work.								
	1 1½ 3 (1 cement 1½ coarse sand 3 graded stone aggregate 20mm nominal size)								
	Footings	18	1.40	1.40	0.30	10.58			
		18	0.80	0.80	0.25	2.88			
	Column upto plinth Beam	14	0.20	0.30	1.20	1.01			
		4	0.20	0.40	1.20	0.38			
	plinth beam	2	18.00	0.20	0.30	2.16			
		2	8.00	0.20	0.30	0.96			
		2	4.20	0.20	0.30	0.50			
		2	3.00	0.20	0.30	0.36			
	COLUMN upto lintel level	14	0.20	0.30	2.10	1.76			
		4	0.20	0.40	2.10	0.67			
	lintel beam	2	18.00	0.20	0.20	1.44			
		2	8.00	0.20	0.20	0.64			
		2	4.20	0.20	0.20	0.34			
		2	3.00	0.20	0.20	0.24			
	COLUMN upto Slab	14	0.20	0.30	1.20	1.01			
		4	0.20	0.40	1.20	0.38			
	slab	1	18.60	8.60	0.12	19.20			
	s- beam	2	18.00	0.20	0.30	2.16			
		2	8.00	0.20	0.50	1.60			
		2	4.20	0.20	0.50	0.84			
		2	3.00	0.20	0.30	0.36			
	Chhajja	8	1.50	0.75	0.10	0.90			
		1	7.70	0.75	0.10	0.58			
		1	1.10	0.60	0.20	0.13			
		1	18.00	4.20	0.08	6.05			
		2	3.00	3.00	0.08	1.44			
		1	14.20	2.90	0.08	3.29			
						61.87	cum	4163.00	257569.39
9	Providing and placing in position reinforcement for R.C.C. work including straightening, cutting, bending, binding etc complete as per drawings including cost of binding wire in foundation and plinth all complete								




Sno	ITEM DESCRIPTION	N	L	B	H/D	Qty	Unit	Rate	Amount
	Thermo-Mechanically treated bars FE 415		80kg/cum			4949.69	kg	64.60	209769.00
10	7.5 Brick work with modular fly-ash lime bricks (FaLG Bricks) conforming to IS.12894-2002 of class designation 4.0 in foundation and plinth in								
	Cement Mortar 1:6 (1 cement : 6 coarse sand)								
	Brick work Below Plinth Level	2	10.00	0.40	0.00	12.96			
		2	0.00	0.40	0.00	5.76			
		2	4.20	0.40	0.00	3.02			
		2	3.00	0.40	0.00	2.16			
	B/w upto Lintel level	2	10.00	0.20	2.10	15.12			
		2	8.00	0.20	2.10	6.72			
		2	4.20	0.20	2.10	3.53			
		2	3.00	0.20	2.10	2.52			
	B/w upto Lintel Slab	2	10.00	0.20	1.20	8.64			
		2	8.00	0.20	1.20	3.84			
		2	4.20	0.20	1.20	2.02			
		2	3.00	0.20	1.20	1.44			
	Step	1	3.00	0.00	0.20	0.54			
		1	3.00	0.60	0.20	0.36			
		1	3.00	0.30	0.20	0.18			
	Platform	1	1.10	0.20	0.60	0.13			
	ramp	1	4.00	0.20	0.00	0.72			
						69.66	Cum	3263.00	227300.58
11	Extra for brick work in superstructure above plinth level for every floor or part thereof in addition to rate for foundation and plinth.					45.61	Cum	121.00	5518.33
12	12.49 25 mm thick KOTA stone slab flooring over 20mm (Average) thick base of cement mortar 1:4 laid over and jointed with grey cement slurry mixed with pigment to match the shade of the slab including grinding rubbing and polishing etc. complete (Area of slab to be over 0.20 sqm and upto 0.50 sqm)								
	Class	3	0.00	4.20		75.60			
	Office	2	2.90	2.90		16.82			
		1	14.20	2.90		41.18			
	Total Skirting Length	2	18.00		0.15	5.40			
		0	4.20		0.15	3.78			
		4	3.00		0.15	1.80			
		4	3.00		0.15	1.80			
	Ded Opening Length	-1	7.00		0.15	-1.05			
						145.33	sqm	897.00	130361.01
13	Providing and fixing steel door/ window with M.S. sheet 1mm thick, frame of angle iron, diagonal braces of angle/ flat iron of suitable size, 3.00 mm M.S. gusset plates at junctions and corners, all necessary fittings complete including applying a priming coat of red oxide zinc chromate primer.								
	Door	5	1.00	2.10	30kg/sqm	315.00			
	Window	8	1.50	1.20		497.00			
	ventilation	8	0.60	0.50	30kg/sqm	60.00			
	ramp handle	1	1.00	1.00		25.00			
					total	897.00	kg	75.00	67275.00



Sl. No.	ITEM DESCRIPTION	N	L	D	H/D	Qty	Unit	Rate	Amount
	Providing and fixing in position collapsible steel shutters with vertical channels 20x10x2mm and braced with flat iron diagonals 20x5mm size with top and bottom rails of T-Iron 40x40x6mm with 38mm steel pulleys complete with bolts, nuts, locking arrangement stoppers, handles including applying a priming coat of red oxide zinc chromate primer.	1	2.00		2.10	5.46	sqm	3330	18181.8
15	Providing and making 12mm thick cement plaster of mix								
	In Cement Mortar 1:5 (1 cement : 5 fine sand)								
	inner plaster class room (6 + 4.2)	2	10.00		3.30	118.80			
		0	4.20		3.30	83.16			
	OFFICE (2.9+2.9)	0	3.00		3.30	79.20			
	VERANDAH (3+12)	0	3.00		3.30	79.20			
					Total	360.36	sqm	96.50	34774.74
16	11.3 Providing and making 15mm thick cement plaster on the rough side of single or half brick wall of mix								
	In Cement Mortar 1:5 (1 cement : 5 fine sand)								
	outer plaster	2	18.00		4.00	144.00			
		2	4.20		4.00	33.60			
		4	3.00		4.00	48.00			
					Total	225.60	Sqm	113.00	25492.80
17	Providing and applying 2mm thick ready mix exterior grade approved make putty (like Birla wall care, Alltek Superfine W/R of (NCL), Asian, ICI, Nerolac, J.K. wall putty) on walls to make the surface smooth and even.								
	Ceiling Class	3	6.00	4.20		75.60			
	Office	2	2.90	2.90		13.05			
	Verandah	1	12.00	3.00		36.00			
	inner plaster class	1	360.36			360.36			
	outer plaster	1	225.60			225.60			
					total	710.61	sqm	94.50	67152.65
18	Wall painting with acrylic luxury emulsion (plastic) paint of required shade to give an even shade.								
	On new work (two or more coats)	1	485.01			485.010	Sqm	52.50	25463.025
19	Painting exterior surface with ACRYLIC SMOOTH exterior paint of required shade as per manufacturer's specifications to give protective and decorative finish including cleaning washing of surface etc complete with								
	On new work (Two or more coats applied @ 1.43 ltr/ 10 sqm over and including priming coat of exterior primer applied @ 2.20 kg/ 10 sqm)	1	225.60			225.600	Sqm	56.00	12633.6
20	14.22 Painting on new work (two or more coats) to give an even shade with:								
	Satin synthetic enamel paint	2	8.00	1.50	1.20	28.80		691.20	
		2	4.00	1.10	2.10	18.48		162.62	
		1	2.80		2.10	5.88		16.46	
		11	0.60		0.50	3.30		21.78	
						56.46	Sqm	55.00	3105.30
	14.41 Lettering with black Japan paint, per cm height	1200			2.50	3000.00	per letter	0.70	2100.00



Sno	ITEM DESCRIPTION	N	L	B	H/D	Qty	Unit	Rate	Amount
21	1.26 Carriage by mechanical transport upto 5 km lead.								
	1.26 1 Earth	1.00	8.10			8.10	Cum	111.00	899 10
Part A- As per SOR Total Estimate Amount Rs.									1349189 26
Gross Estimate Amount Rs									1349189 26

  
 Sub Engineer  
 Municipal Corporation  
 Korba (C.G.)

  
 Asst Engineer  
 Municipal Corporation  
 Korba (C.G.)

# OFFICE OF THE MUNICIPAL CORPORATION, KORBA (C.G.)

## DETAILED ESTIMATE

**Name of Work :** Construction of Bathroom And Toilet At Govt. Primary School At Ward No.-10.

**As per S.R.** - Schedule of Rates Public Works Department [ PWD BUILDING 01-01-2015]

**As per S.R.** - Schedule of Rates Public Works Department [ PWD Electrical 01-00-2020]

Sno	ITEM DESCRIPTION	N	L	D	H/D	Qty	Unit	Rate	Amount
1	Surface dressing of the ground including removing vegetation and making up undulations and in-equalities not exceeding 15 cms in depth/ height including disposal of rubbish upto 1.5 m lift and lead upto 50m (at least 5m away from								
	bath	1	4.00	3.00		12.00			
	septic tank	1	3.00	3.00		9.00			
					Total	21.00	Sqm	7.20	151.20
2	Excavation for all types and sizes of foundations, trenches and drains or for any other purpose including disposal of excavated stuff upto 1.5 m lift and lead upto 50m (at least 5m away from the excavated area), including dressing and leveling of pits								
	In all types of soils ( Foundation )								
	bath	4	1.20	1.20	1.20	6.91			
	septic tank	1	2.50	1.80	1.80	8.10			
					Total	15.01	cum	185.00	2777.22
3	Providing and filling in plinth with sand/ Crusher dust and hard moorum under floor in layers not exceeding 20cm in depth consolidating each deposited layer by ramming and watering, including dressing etc. complete								
	bath	4	1.20	1.20	0.08	0.46			
	wall long	2	3.00	0.30	0.08	0.14			
	short wall	2	2.00	0.30	0.08	0.10			
	septic tank	1	2.50	1.80	0.08	0.36			
					Total	1.06	cum	371.00	393.56
4	Filling from available excavated stuff (Excluding rock) in trenches, plinth, sides of foundation etc. in layers not exceeding 20cm in depth consolidating each deposited layer by ramming and watering with a lead upto 50 M and lift upto 1.5 M	1	15.01		0.80	12.01	cum	65.00	780.62
6	Providing and laying nominal mix plain cement concrete with crushed stone aggregate using concrete mixer in all works upto plinth level excluding cost of form work.								
	1:3:6 (1 cement 3 coarse sand 6 graded stone aggregate 40mm nominal size)								
	bath	4	1.20	1.20	0.08	0.46			
	wall long	2	3.00	0.40	0.08	0.19			
	short wall	2	2.00	0.40	0.08	0.13			
	septic tank	1	2.50	1.00	0.08	0.36			
					Total	1.14	cum	2970.00	3388.18



Sno	ITEM DESCRIPTION	N	L	B	H/D	Qty	Unit	Rate	Amount
T	Providing and fixing form work including centring, shuttering, strutting, staging, propping bracing etc. complete and including its removal all levels, for								
A	Foundations, footings, bases of columns plinth beam, curtain wall in any shape and size and all type of wall below plinth level								
	bath	16	1 20		0 20	3.84			
		4	1 00		0 85	3.40			
	plinth beam	4	3 00		0 30	3.60			
		4	2 00		0 30	2.40			
						13.24	sqm	139.00	1840.36
B	Columns, Pillars, Piers and likes- rectangular or square in shape								
	bath	8	0 20		3 00	4.80			
		8	0 30		3 00	7.20			
						12.00	sqm	297.00	3564.00
C	Suspended floors, roofs, access platform, balconies (plain surfaces) and shelves (cast in situ)								
	plinth beam bath	2	3.00	0.20		1.20			
		2	2.00	0.20		0.80			
	slab	1	3.00	2.00		6.00			
	septic tank	1	2.50	1.80		4.50			
						12.50	sqm	235.00	2937.50
D	Weather shade, chhajja, Cornices and mouldings								
		1	0.30	0.75		0.23			
						0.23	sqm	294.00	66.15
E	Beams, lintels, cantilevers & walls								
	lintel beam bath	2	3.00		0.20	1.20			
		2	2.00		0.20	0.80			
	slab beam	2	3.00		0.30	1.80			
		2	2.00		0.30	1.20			
						5.00	sqm	202.00	1010.00
F	Providing and laying nominal mix reinforced cement concrete with crushed stone aggregate using concrete mixer in all works upto plinth level excluding cost of form work								
	1 1½ 3 (1 cement 1½ coarse sand 3 graded stone aggregate 20mm nominal size)								
	col bath	4	1 00	1 00	0 20	0.80			
		4	0.20	0.30	0.85	0.20			
		4	0.20	0.30	3.00	0.72			
	lintel	2	3.00	0.20	0.20	0.24			
		2	1.80	0.20	0.20	0.14			
	slab beam	2	3.00	0.20	0.30	0.36			
		2	1.80	0.20	0.30	0.22			
	slab	1	3.60	2.30	0.12	0.99			
	septic tank	1	3.00	2.00	0.12	0.72			
						4.40	cum	4163.00	18307.21



Sno	ITEM DESCRIPTION	N	L	B	H/D	Qty	Unit	Rate	Amount
9	Providing and placing in position reinforcement for R.C.C. work including straightening, cutting, bending, binding etc. complete as per drawings including cost of binding wire in foundation and plinth, all complete								
	Thermo-Mechanically treated bars FE 415		80kg/cum			351.81	kg	54.50	19173.54
10	7.5 Brick work with modular fly ash lime bricks (FaLG Bricks) conforming to IS 12894-2002 of class designation 4.0 in foundation and plinth in								
	Cement Mortar 1:6 (1 cement 6 coarse sand)								
	bath	2	3.00	0.20	3.00	3.60			
		2	1.80	0.20	3.00	2.16			
		1	1.00	0.10	2.10	0.21			
		1	1.00	0.10	2.10	0.21			
	septic tank	2	3.00	0.20	1.80	2.16			
		2	2.00	0.20	1.80	1.44			
	deduction								
	door	3	0.80	0.20	2.10	-1.01			
		1	1.20	0.20	2.10	-0.50			
	v	2	0.30	0.20	0.30	-0.04			
						8.23	Cum	3263.00	26861.02
11	Extra for brick work in superstructure above plinth level for every floor or part thereof in addition to rate for foundation and plinth					8.23	Cum	121.00	996.07
12	12.13 Providing and laying vitrified floor tiles with double charge/ multi charge printing with water absorption less than 0.5% and conforming to IS 15622 of approved make in all colours and shades and size mentioned below (+/- 10mm), laid on 20mm thick cement mortar 1:4 (1 cement 4 coarse sand) including grouting the joints with white cement and matching pigments etc. complete								
	12.13.1 Size 600x600mm								
	Class	3	6.00	4.20		75.60			
	Office	2	2.90	2.90		16.82			
	Total Skirting Length	2	18.00		0.15	5.40			
		8	4.20		0.15	3.78			
		4	3.00		0.15	1.80			
		4	3.00		0.15	1.80			
	Ded Opening Length	-1	7.00		0.15	-1.05			
							sqm	1151.00	0.00
	12.9 Providing and laying ceramic glazed floor tiles conforming to IS 15622 of approved size, make, colour, shade laid on 20 mm thick Cement Mortar 1:4 (1 cement 4 coarse sand) including pointing the joints with white cement mixed with matching pigment etc., complete								
	12.9.1 Size 300x300mm	1	3.00	2.00		6.00			
						6.00	sqm	692.00	4152.00



Sno	ITEM DESCRIPTION	N	L	B	H/D	Qty	Unit	Rate	Amount
	12.7 Providing and fixing ceramic glazed wall tiles conforming to IS 15622 of approved make, colours, shades and size on wall and floor over 12 mm thick bed of cement Mortar 1:3 (1 cement 3 coarse sand) and jointing with grey cement slurry @ 3.3kg per sqm including pointing in white cement mixed with matching pigment complete								
	12.7.1 Size upto 200x300mm	2	3.00		2.10	12.60			
		2	2.00		2.10	8.40			
		2	1.00		2.10	4.20			
		1	1.00		2.10	2.10			
	deduction	3	0.80		2.10	5.04			
		1	1.20		2.10	2.52			
						19.74	sqm	587.00	11587.38
13	Providing and fixing steel door/ window with M.S. sheet 1mm thick, frame of angle iron, diagonal braces of angle/ flat iron of suitable size, 3.00 mm M.S. gusset plates at junctions and corners, all necessary fittings complete including applying a priming coat of red oxide								
	Door		1.00	2.10	30kg/sqm	0.00			
	Window	0	1.50	1.20					
	ventilation	2	0.60	0.50	30kg/sqm	15.00			
	ramp handle		1.00	1.00		0.00			
	bath	1	1.00	2.10	30kg/sqm	63.00			
					total	78.00	kg	75.00	5850.00
15	Providing and making 12mm thick cement plaster of mix.								
	In Cement Mortar 1:5 (1 cement 5 fine sand)								
	bath	2	3.00		0.70	4.20			
		2	2.00		0.70	2.80			
		1	0.80		0.70	0.56			
	septic tank	2	3.80		1.80	13.68			
		2	2.00		1.80	7.20			
					Total	28.44	sqm	96.50	2744.46
16	11.3 Providing and making 15mm thick cement plaster on the rough side of single or half brick wall of mix								
	In Cement Mortar 1:5 (1 cement 5 fine sand)								
	bath	2	3.00		3.00	18.00			
		2	2.00		3.00	12.00			
	deduction	1	1.20		2.10	2.52			
	septic tank	2	3.80		0.30	2.28			
		2	2.00		0.30	1.20			
					Total	30.96	Sqm	113.00	3498.48
17	Providing and applying 2mm thick ready mix exterior grade approved make putty (like Birla wall care, Alltek Superfine W/R of (NCL), Asian, ICI, Nerolac, J.K. wall putty) on walls to make the surface smooth and even.								
	inner plaster class	1	28.44			28.44			
	outer plaster	1	30.96			30.96			
					total	59.40	sqm	94.50	5013.30
18	Wall painting with acrylic luxury emulsion (plastic) paint of required shade to give an even								



Sno	ITEM DESCRIPTION	N	L	B	H/D	Qty	Unit	Rate	Amount
	On new work (two or more coats)					28.44	Sqm	52.50	1493.1
19	Painting exterior surface with ACRYLIC SMOOTH exterior paint of required shade as per manufacturer's specifications to give protective and decorative finish including cleaning washing of surface etc complete with								
	On new work (Two or more coats applied @ 1.43 lit/ 10 sqm over and including priming coat of exterior primer applied @ 2.20 kg/ 10	1	30.96			30.96	Sqm	56.00	1733.76
20	14.22 Painting on new work (two or more coats) to give an even shade with								
	Satin synthetic enamel paint	4	0.30		0.30	0.36		0.00	
						0.36	Sqm	55.00	19.80
	14.41 Lettering with black Japan paint, per cm height	500			2.50	1250.00	per letter	0.70	875.00
21	1.26 Carriage by mechanical transport upto 5 km lead								
	1.26.1 Earth					4.50	Cum	111.00	499.90
	18.1 Providing and fixing water closet squatting pan (Indian type W.C. pan), 100mm sand cast Iron P or S trap, 10 litre low level P.V.C. flushing cistern (same colour) conforming to IS 7231, with flush bend and other fittings and fixtures complete including cutting and making good the walls and floors wherever required								
	18.1.1 White Long pattern W.C. pan of size 580 mm					1.00			
						1.00	each	2459.00	2459.00
	18.13 Providing and fixing white vitreous china urinal basin with waste fitting as per IS 2556, and other couplings in C.P. brass complete								
	18.13.1 Flat back half stall urinal of size 460x380x250mm								
						2.00	each	1776.00	3552.00
	18.2 Providing and fixing vitreous china water closet squatting pan (Indian type) including cutting and making good the walls and floors wherever required								
	18.2.1 White Long pattern W.C. pan of size 580 mm					2.00			
						2.00	each	999.00	1998.00
	8.151 Providing and fixing factory made P.V.C. door frame of size 50x47mm with a wall thickness of 5mm made out of extruded 5mm rigid PVC foam sheet mitred at corners and joined with 2 Nos of 150mm long brackets, of 15x15mm M.S. square tube, the vertical door profiles to be reinforced with 19x19mm M.S. square tube of 19 gauge, EPDM rubber gasket weather seal to be provided throughout the frame. The door frame to be fixed to the wall using M.S. screws of 65/100mm size complete as per manufacturers specification and direction of Engineer-in-Charge								
	gents toilet	1	1.20	2.10		2.52			
	ladies toilet	2	0.80	2.10		3.36			



Sno	ITEM DESCRIPTION	N	L	B	H/D	Qty	Unit	Rate	Amount
						5.88	metre	346.00	2034.48
	8.152 Providing and fixing 30mm thick factory made panel PVC door shutter consisting of frame made out of M.S. tubes of 10 gauge thickness and size of 19mm x 19mm for styles and 15x15mm for top & bottom rails M.S. frame shall have a coat of steel primers of approved make and manufacture M.S. frame covered with 5mm thick heat moulded PVC 'C' channel of size 30mm thickness 70mm width out of which 50mm shall be flat and 20mm shall be tapered in 45degree angle on either side forming styles, and 5mm thick 95mm wide PVC sheet out of which 75mm shall be flat and 20mm shall be tapered in 45 degree on the inner side to form top and bottom rail								
	gents toilet	1	0.90	2.00		1.80			
	ladies toilet	2	0.90	2.00		3.60			
						5.40	sqm	2832.00	15292.80
	18.17 Providing and fixing vitreous china wash basin with C.I. brackets 32 mm C.P. brass waste of standard pattern including painting of brackets, cutting and making good the walls wherever required								
	18.17.2 White Size 550x400 mm					3.00			
						3.00	each	1408.00	4224.00
	18.76 Providing and fixing on wall face or under floor UV stabilized Unplasticised Rigid PVC pipes (single socketed) having 3.2mm wall thickness conforming to IS 13592 (4kg/sqm) including required couplers, jointing with seal ring conforming to IS 5382 leaving 10 mm gap for thermal expansion etc complete								
		1	20.5			20.50			
						20.50	metre	267.00	5473.50
	18.77 Providing and fixing on wall face UV stabilized Unplasticised PVC moulded fittings/ accessories having 3.2mm wall thickness for Rigid PVC pipes conforming to IS 13592 (heavy) jointing with seal ring conforming to IS 5382 leaving 10 mm gap for thermal expansion								
	18.77.1 Tee/ Tee with door/ Bend 45°/ Bend 90°					1.00			
	110 mm					1.00	each	154.00	154.00
	18.77.3 Vent cover					1.00			
	110 mm					1.00	each	44.00	44.00
	18.77.4 Access door cap								
	110 mm					1.00	each	59.00	59.00
	18.77.6 Nahani trap 110x75mm								
						2.00	each	90.00	180.00
	18.77.5 "P" trap 110mmx110mm long					1.00	each	227.00	227.00
	18.76 Providing and fixing on wall face or under floor UV stabilized Unplasticised Rigid PVC pipes (single socketed) having 3.2mm wall thickness conforming to IS 13592 (4kg/sqm) including required couplers, jointing with seal ring conforming to IS 5382 leaving 10 mm gap for thermal expansion etc complete								
	18.76.2 110 mm dia pipe	1	2.50	1.50		5.00			
	toilet	1	1.50	1.00		3.50			





Sno	ITEM DESCRIPTION	N	L	B	H/D	Qty	Unit	Rate	Amount
						8.50	metre	267.00	2269.50
	20.6 Providing, lowering, laying, aligning, fixing in position at and jointing at all level depths ISI marked HDPE pipes of PE-100 grade and PN 6 for sewer line as per IS 14333-1996 (amended upto date) in trenches in complete including all material, labour, testing and commissioning as per direction of Engineer								
	20.6.1 100 mm dia	1	2.80	1.80		5.60			
						5.60	metre	366.00	2049.60
	20.15 Providing and fixing in position precast R.C.C manhole cover and frame L.D-2.5 of required shape and approved quality								
	20.15.1 Rectangular shape 600x450mm internal dimensions								
						1.00	each	1031.00	1031.00
	19.5 Providing and fixing Chlorinated Polyvinyl Chloride (CPVC) pipes, having thermal stability for hot & cold water supply including all CPVC plain & brass threaded fittings i/c fixing the pipe with clamps at 1.00 m spacing. This includes jointing of pipes & fittings with one step CPVC solvent cement and the cost of cutting chases and making good the same including testing of joints complete as per direction of Engineer in Charge CONCEALED WORK including cutting chases and making good the walls etc.								
	19.5.1 15 mm nominal outer dia. Pipes	4		2.50		10.00			
						10.00	metre	133.00	1330.00
	19.5.2 20 mm nominal outer dia. Pipes								
		4		2.10		8.40			
						8.40	metre	167.00	1402.80
	19.5.3 25 mm nominal outer dia. Pipes.								
		3	1.5			4.50			
		3	2.5			7.50			
						12.00	metre	213.00	2556.00
	19.13 Providing and fixing 15 mm nominal bore Brass bib/stop cock of approved quality								
	19.13.2 Bib cock (350 grams)								
						2.00			
						2.00	each	237.00	474.00
	19.13.3 Stop cock (350 grams)								
						3.00			
						3.00	each	237.00	711.00
	19.15 Providing and fixing stainless steel drain fall of approved make/quality					2.00			
						2.00	each	51.00	102.00
	18.25 Providing and fixing flexible P.V.C. waste pipe for sink or wash basin including P.V.C. waste fittings complete								
	32 mm dia								
	ladies								
						1.00	each	68.50	68.50



Sno	ITEM DESCRIPTION	N	L	B	H/D	Qty	Unit	Rate	Amount
18.10	Providing and fixing 15 mm nominal bore uplasticised PVC connection pipe with PTMT nuts and PVC bush of approved quality and colour								
18.10.2	45 CM length								
	gents					3.00			
						3.00	each	66.50	199.50
19.42	Providing and placing on terrace polythene water storage tank and the base support for tank	1	1000.00			1000.00	litre	7.30	7300.00
	WIRING IN CONCEALED PVC conduit								
	Wiring for light plug point with 3x2.5 sq mm FRLS PVC insulated stranded copper conductor wire for phase, neutral and earth in concealed FRLS PVC conduit (heavy duty, thickness of pipe should be 2 mm) along with modular type 6 Amp switch and 3 pin 6 amps socket outlet with modular base and cover plate, suitable size G.I. box, earthing the switch box and socket outlet with same size wire etc. as per specification and IS 694 (2010), IS 9537 (2000 Part 5)								
	Short Point				1.00	Point	Point	442.00	442.00
	Medium Point				1.00	Point	Point	659.00	659.00
	Wiring for circuit/ sub main wiring along with earth wire with the following sizes of FRLS PVC insulated copper conductor, wire in concealed FRLS PVC conduit (heavy duty, thickness of pipe should be 2 mm) as per specification and IS 694 (2010), IS 9537 (2000 Part 5)								
	3 X 1.5 sq mm in 20mm conduit				3.00	Metre	Metre	92.00	276.00
	3 X 2.5 sq mm in 20mm conduit				2.00	Metre	Metre	111.00	222.00
	SWITCHES & ACCESSORIES								
	Supplying and fixing following piano type switch, socket, other accessories on the existing switch box/ cover including connections etc. as per specification.								
	Ceiling rose 3 pin 5 amps				2.00		Each	32.00	64.00
	Batten/ angle holder				2.00		Each	38.00	76.00
	Supplying, fixing, testing and commissioning of following LED lamps with inbuilt electronic driver heat sink and all other accessories in existing holder/ luminaries as per specification and P.F. should be greater than 0.9 LED chip efficacy ratio $\geq 100$ lumens /wall								
	12 Wall				2.00		Each	215.00	430.00
	Supplying, installation, testing and commissioning of following LED tube light fitting including batten with Electronic Driver Heat sink Capacitor complete with all other accessories on surface/ in false ceiling including connection, earthing etc complete as per specification and IP20, P.F. should be greater than 0.9 LED chip efficacy ratio $\geq 100$ lumens /wall								
	18/20 wall {4 feet}				1.00		Each	443.00	443.00
	Supplying and fixing DP MCB, 240 volts, 'C' curve suitable for lighting and other loads in the existing MCB DB complete with connections testing and commissioning etc as per specification								
	6 amps to 32 amps								
	EARTHING								

ITEM DESCRIPTION	N	L	D	H/D	Qty	Unit	Rate	Amount
Providing and fixing 6 SWG dia GI wire on surface or in recess for loop earthing along with existing surface/ concealed conduit/ submain wiring cable as per specification				22.00		mt	19.00	418.00
Supplying installation testing and commissioning of following sizes heavy duty (continuous running) 1400 rpm exhaust fan in existing opening in wall including earthing etc complete as required								
300 mm sweep				1.00		each	2446.00	2446.00
Part A- As per SOR Total Estimate Amount Rs.								180981.48
Gross Estimate Amount Rs								

  
 Sub Engineer  
 Municipal Corporation  
 Korba (C.G.)

  
 Asst Engineer  
 Municipal Corporation  
 Korba (C.G.)



# OFFICE OF THE MUNICIPAL CORPORATION, KORBA (C.G.)

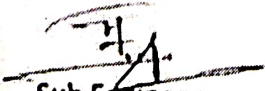
## DETAILED ESTIMATE


**Sub :- Internal Electrification Work in Govt. Primary School Barbaspur At Ward No.-10.**  
**As per Sor - Schedule of Rates Public Works Department [ PWD Electrical 01-06-2020]**

Sl No	Ref no	Item of Work	Unit	Rate	Qty	Amount
		<b>WIRING IN CONCEALED PVC conduit</b>				
1	1 10	Wiring for light plug point with 3x2.5 sq mm FRLS PVC insulated stranded copper conductor wire for phase, neutral and earth in concealed FRLS PVC conduit (heavy duty, thickness of pipe should be 2 mm) along with modular type 6 Amp switch and 3 pin 6 amps socket outlet with modular base and cover plate suitable size G.I. box, earthing the switch box and socket outlet with same size wire etc. as per specification and IS 694 (2010), IS 9537 (2000 Part 5)				
	1 10 1	Short Point	Point	442.00	16	7072
	1 10 2	Medium Point	Point	659.00	8	5272
	1 10 3	Long Point	Point	922.00	6	5532
2	1 13	Wiring for circuit/ sub main wiring along with earth wire with the following sizes of FRLS PVC insulated copper conductor wire in concealed FRLS PVC conduit (heavy duty, thickness of pipe should be 2 mm) as per specification and IS 694 (2010), IS 9537 (2000 Part 5)				
	1 13 1	3 X 1.5 sq mm in 20mm conduit	Metre	92.00	25	2300
	1 13 2	3 X 2.5 sq mm in 20mm conduit	Metre	111.00	25	2775
	5	<b>SWITCHES &amp; ACCESSORIES</b>				
3	5 1	Supplying and fixing following piano type switch, socket, other accessories on the existing switch box/ cover including connections etc. as per specification				
	5 1 13	Ceiling rose 3 pin 5 amps	Each	32.00	14	448
	5 1 15	Batten/ angle holder	Each	38.00	10	380
4	5 4	Supplying and fixing following modular switch, socket, other accessories on the existing modular plate & switch box including connections but excluding modular plate etc. as per specification				
5	5 4 8	Fan regulator (one module size) electronic stepped type moving all rounds	Each	186.00	8	1488
	6	<b>FANS, LUMINARIES AND LAMPS</b>				
6	6 1	Supplying, installation, testing and commissioning of following sizes ceiling fan including wiring the down rods of standard length up to 30 cm with 1.5 sq mm FRLS PVC insulated, copper conductor single core cable, earthing etc. complete as required. P.F. should be greater than 0.9, with BEE Star rating from 3 star and above, IS 374:2019				
	6 1 3	1200 mm sweep	Each	1697.00	10	16970
7	6 17	Supplying, fixing, testing and commissioning of following LED lamps with inbuilt electronic driver heat sink and all other accessories in existing holder/ luminaires as per specification and P.F. should be greater than 0.9. LED chip efficacy ratio $\geq 100$ lumens/watt				
	6 17 5	12 Watt	Each	215.00	12	2580
8	6 19	Supplying, installation, testing and commissioning of following LED tube light fitting including batten with Electronic Driver Heat sink Capacitor complete with all other accessories on surface/ in false ceiling, including connection, earthing etc. complete as per specification and IP20, P.F. should be greater than 0.9. LED chip efficacy ratio $\geq 100$ lumens/watt				



S.N o.	no	Item of Work	Unit	Rate	Qty	Amount
9	6.19 3	18/20 watt (4 feet)	Each	443 00	14	6202
	6.28	Supplying, installation, testing and commissioning of following 230/250 volts LED street light fitting with all accessories like driver heat sink made of die cast aluminium with IP 66 protection and 15 KV surge protection on pole bracket, including connection, earthing. Separale housing for driver etc complete as per specification and P F should be greater than 0.9 LED chip efficacy ratio $\geq 120$ lumens /watt.				
	6.28 7	60 watt	Each	3622 00	4	14488
10	9.4	Supplying and fixing on surface/ recess horizontal type following way 415 volts, TPN MCB distribution board of sheet steel phosphatized and powder painted, complete with tinned copper busbar, neutral busbar, earth bar, din bar, detachable gland plate, including interconnections, earthing etc. as per specification (But without MCB/RCCB/Isolator)				
	9.4 1	4 way Single door	Each	1317 00	1	1317
11	9.12	Supplying and fixing DP MCB, 240 volts, 'C' curve, suitable for lighting and other loads in the existing MCB DB complete with connections, testing and commissioning etc. as per specification.				
	9.12 2	6 amps to 32 amps	Each	411 00	14	5754
	12	EARTHING				0
12	12.2	Earthing with G.I. earth plate 600 mm X 600 mm X 6 mm thick including accessories, and providing masonry enclosure with cover plate having locking arrangement and watering pipe, with charcoal and salt as per specification and IS Code 3043, 1987(R 2016)	Set	3734 00	1	3734
13	12.18	Providing and fixing 6 SWG dia G.I. wire on surface or in recess for loop earthing along with existing surface/ concealed conduit/ submain wiring/ cable as per specification	Metre	19 00	42	798
14	15.11	Supplying and hanging following sizes one number FRLS PVC insulated /XLPE PVC sheathed, steel armoured, aluminium conductor power cable of 11 KV grade on GI bearer wire (binded at every metre) including cost of bearer wire complete as per specification, IS 1554 (1988, Part 1) /				
	15.11 3	2 x 10 sq mm on 8 SWG GI bearer wire	Metre	103 00	39	4017
		Supplying, installation, testing and commissioning of following sizes heavy duty (continuous running) 1400 rpm exhaust fan in existing opening in wall including earthing etc complete as required				
		300 mm sweep				
			each	2446 00	2.00	4892
		As per SOR Total Estimate Amount Rs.				86019.00

  
 Sub Engineer  
 Municipal Corporation  
 Korba (C.G.)

  
 Asst. Engineer  
 Municipal Corporation  
 Korba (C.G.)